Pune Air Action Hub

Evaluating Green Crematoriums

A Field Audit of 26 Cremation Facilities across Pune

August 2026

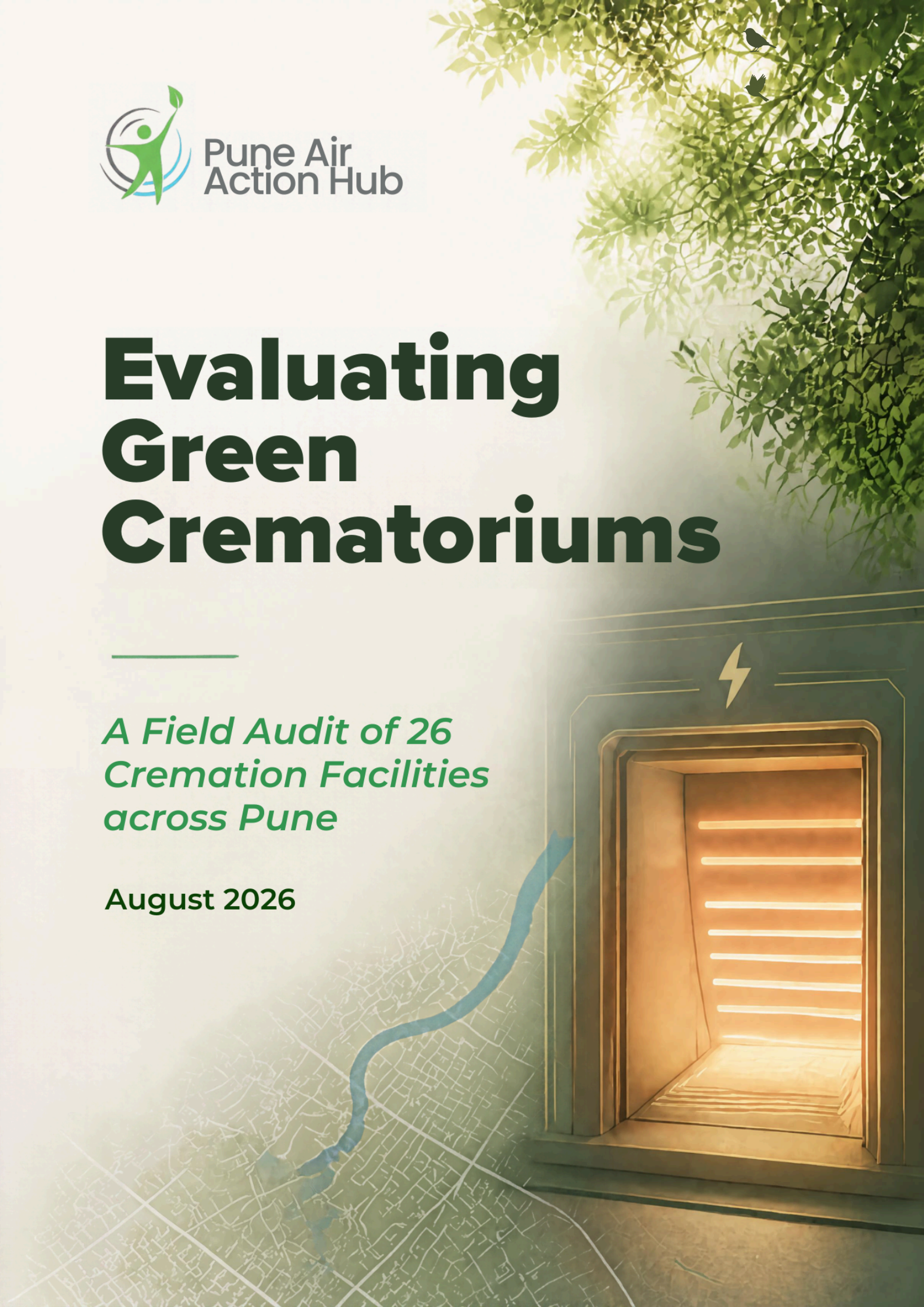

August 2026
Pune Air Action Hub

This report and its accompanying data are licensed under the Creative Commons Attribution-ShareAlike 4.0 International License (CC BY-SA 4.0). To view a copy of this license, visit creativecommons.org/licenses/by-sa/4.0/.

Evaluating Green Crematoriums

A Field Audit of 26 cremation facilities across Pune.

Authors:
Sharmila Deo
sharmila@parisar.org

Mrunal Ghate
mrunal@parisar.org

Survey done by:
Hema Chari, Mrunal Ghate, Vijaya Suratkal & Shikhar Gupta, Diya Patel, Wani Kolhey - students of Symbiosis Institute of Technology

Data analysis & visualisation:
Govardhan Reddy M

'Yamuna', I.C.S. Colony,
Ganeshkhind Road,
Pune 411 007
Tel.: +91 8010 446 191
Email: info@parisar.org

The Pune Air Action Hub is a collective of concerned citizens, organisations, academicians, experts, and medical practitioners working together to address Pune's air pollution through informed policy engagement, dialogue and action.

Parisar serves as the facilitator and coordinating organization for the Pune Air Action Hub

The Pune Air Action Hub conducted this survey with the consent of the Pune Municipal Corporation (PMC). Its purpose was to inform efforts to reduce air pollution associated with wood-burning traditional cremations and to support the Pune Municipal Corporation (PMC) in promoting citizens to consider electric or gas cremation where feasible.

Table of Contents

Report overview

Background and Rationale for the Survey..... 4
From Infrastructure to Utilisation; Disclaimer..... 5
Pune Crematoriums — PMC Statistics..... 6
Pune Cremations — By Ward..... 7
Pune Crematoriums — Audit Coverage..... 8

Site-wise field audit reports

Vaikunth Crematorium..... 9
Amardham Crematorium, Malwadi..... 10
Kailas Crematorium..... 11
Katraj Crematorium..... 12
Shantidham Crematorium..... 13
Ramwadi Pumping Station..... 14
Late Haribhau Pokale..... 15
Baner..... 16
Vadgaon..... 17
Yerwada (Amardham)..... 18
Shastrinagar..... 19
Shivkailas..... 20
Aundh..... 21
Vaikunth, Kharadi..... 22
Bhairoba..... 23
Mundhwa..... 24
Bopodi..... 25
Wanawadi..... 26
Pashan..... 27
Salunkhe Vihar..... 28
Ganganagar Crematorium..... 29
Bavdhan Budruk..... 30
Kondhwa Budruk..... 31
Sutarwadi..... 32
Undri Village..... 33
Yewalewadi..... 34

Comparison, recommendations and next steps

Pune Crematoriums — Audited Sites Comparison..... 35
Recommendations: Towards Safe, Dignified and Environmentally
Responsible Crematoria in Pune..... 36
Recommendations (continued)..... 37
Recommendations (continued)..... 38
Additional Recommendations..... 39
Next Steps..... 40
Next Steps (continued)..... 41

Annexure

Annexure I — Crematorium Field Audit Questionnaire:
Surveyor details and access/infrastructure..... 42
Questionnaire (continued)..... 43-46
Questionnaire (continued): Stray animals and safety..... 47
Questionnaire (continued): Environment and pollution-control systems..... 48

Background and Rationale for the Survey

Pune has around 68 crematoria, of which approximately 26 have green (electric or gas) cremation facilities. In recent years, the Pune Municipal Corporation (PMC) has expanded green cremation infrastructure to reduce dependence on conventional wood cremation.

However, this expansion has not translated into a corresponding increase in use. Cremations remain concentrated at a few major facilities, with Vaikunth crematorium, situated at Navi Peth in Pune's core area accounting for the largest share, while several crematoria with green facilities remain under utilised.

If green cremation facilities are available across the city, why are families still congregating at a few crematoria?

The Pune Air Action Hub' therefore undertook a focused assessment of crematoria with electric or gas facilities to understand the conditions that may influence their use and the experience of families visiting them.



Crematorium facility in Pune

The survey looked beyond the presence of a green facility and assessed:

- Accessibility and ease of reaching the crematorium
- Basic amenities, seating and waiting areas
- Accessibility for elderly persons and persons with disabilities
- Waste and ash management
- Staffing and information
- Cleanliness, sanitation, toilets and water
- Greenery and overall site environment
- Safety and fire safety
- Condition and maintenance of cremation facilities
- Overall cleanliness, safety, dignity and usability

The survey did not assess the technical performance of cremation or pollution-control systems. It focused on whether the overall quality of a facility could influence people's choice of crematorium.

The objective is to build a network of well-maintained, accessible and dignified crematoria across Pune, giving families credible alternatives closer to home and reducing pressure on high-use facilities such as the Vaikunth crematorium.

Building on an earlier survey

This survey builds on an earlier Hub members' exercise conducted in May 2023 covering 40 crematoria across Pune, including both wood-burning and green cremation facilities.

While the earlier survey report* provided a broad picture of crematoria across the city, the present exercise is more focused and detailed, examining sites with electric or gas facilities to identify practical gaps that may limit their use.

1 The Pune Air Action Hub also referred as The Hub in this report, is a collective of CSOs, medical practitioners, researchers, and citizens interested in the air quality of Pune.
*Pune Crematoria Report, May 2023 - Prepared by Pune Air Action Hub

The findings therefore provide PMC with site-level inputs to improve existing facilities and translate investment in green cremation infrastructure into greater utilisation.

From infrastructure to utilisation

The larger objective is to shift the focus from simply creating green cremation capacity to ensuring that it is functional and used. A city-wide network of reliable green crematoria can give families greater choice, distribute the cremation load more evenly and reduce pressure on high-volume facilities.

The key question is simple:

What needs to change at these crematoria so that families feel comfortable choosing them?

Disclaimer

The Hub's assessment focused on the availability and condition of basic infrastructure, facilities, environmental practices and user amenities. It did not include a detailed technical assessment of cremation systems or air-pollution-control infrastructure.

Specifically, it did not assess APC performance, chimney height or design, emission loads, stack emissions or compliance with applicable emission standards.

PMC should undertake a comprehensive technical assessment, in coordination with relevant technical and regulatory agencies, covering APC performance, chimney specifications, emissions and other technical parameters.



Crematorium Signboard


Gas Cremation unit

Pune Crematoriums — PMC Statistics

PMC cremation records: 2024 and 2025 – full-year data; 2026 – Q1 (January–March) data only.

Total Cremations, 2025
22.3k
+8% vs 2024 (20.6k)

Wood	11.2k	50%
Electric	6.2k	28%
Gas	4.8k	22%
Diesel	65	<1%

Green Cremations, 2025
49%
11.0k of 22.3k — Gas + Electric
▾ 3.5 pts vs 2024 (53%)

Cremations by Method, per Quarter

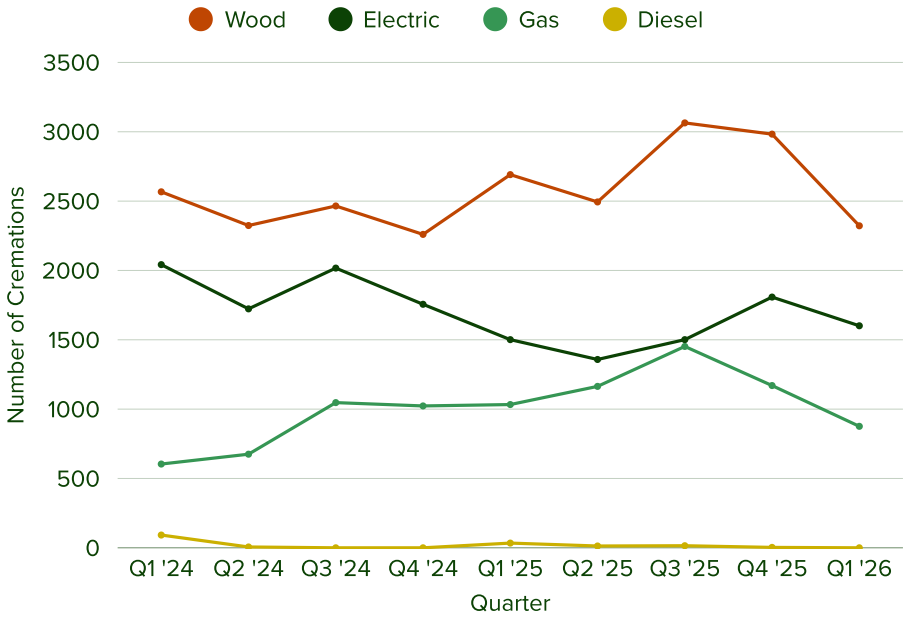

Method Mix — Share of All Cremations



Cremations by Method by Ward, 2025

One ward — Kasba-Vishrambagwada — accounts for two in every five cremations in Pune.

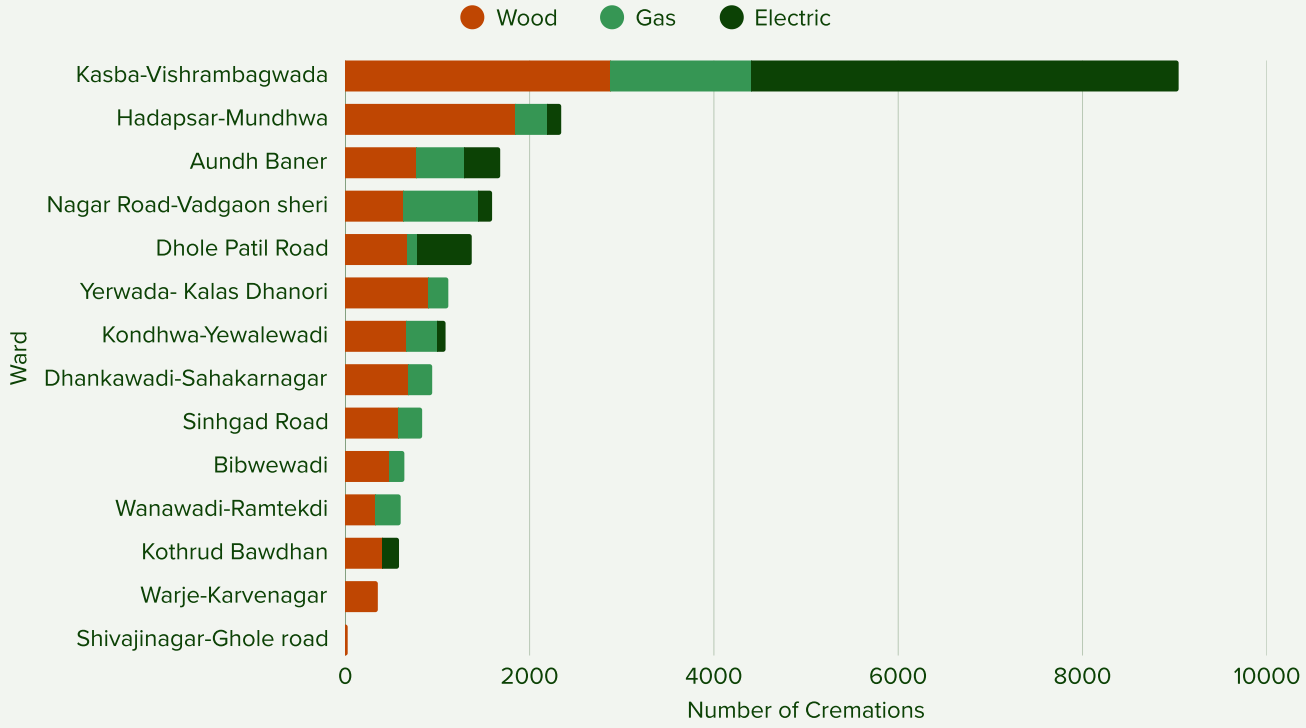

Source: PMC official cremation records
*The names of the wards are mentioned as per the Health records received from PMC in 2025.

Pune Cremations — By Ward

Where cremations happen, how green each ward is. Figures are for 2025, unless stated

Pune Cremations: Total vs. Green Share

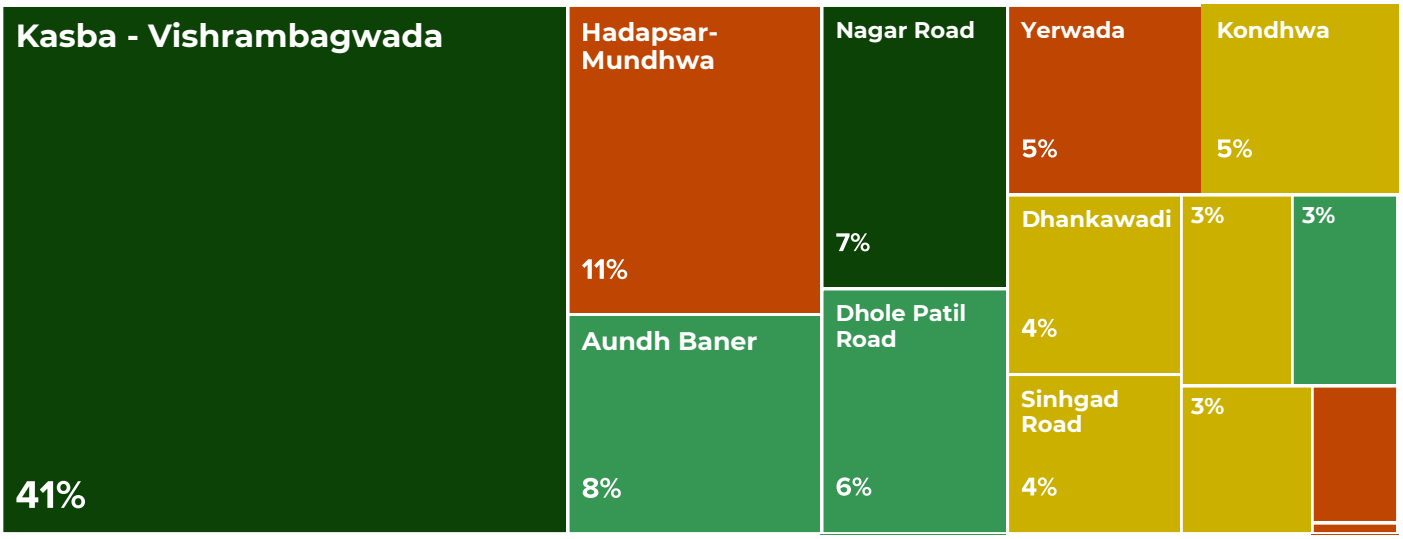

Box size & percentage= share of all cremations.
Colour = green share: 60%+ dark green • 40–60% green • 25–40% yellow • under 25% orange.

*** Bhavani Peth (now Kasba Peth) is the only administrative ward in Pune without a crematorium.**

Vaikunth Crematorium (Kasba–Vishrambagwada) alone accounts for 41% of all cremations in Pune.

Inside Vaikunth — the City's Dominant Site

Method Split

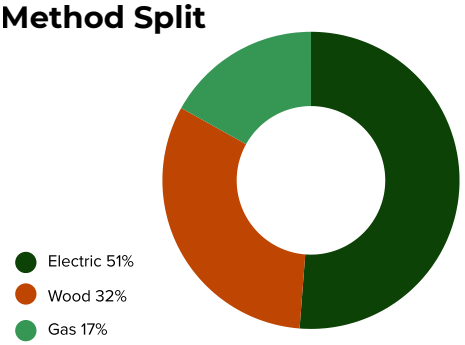

Trend 2024 → 2025

Method	2024	2025	Change
Electric	6.0k	**4.6k**	▼ 23%
Gas	691	**1.5k**	▲ 121%
Wood	2.7k	**2.9k**	▲ 6%

Electric usage fell by 23% while gas cremations have more than doubled. The audit records only 1 electric unit on site.

How Green Is Each Ward? Share Using Gas or Electric, 2025

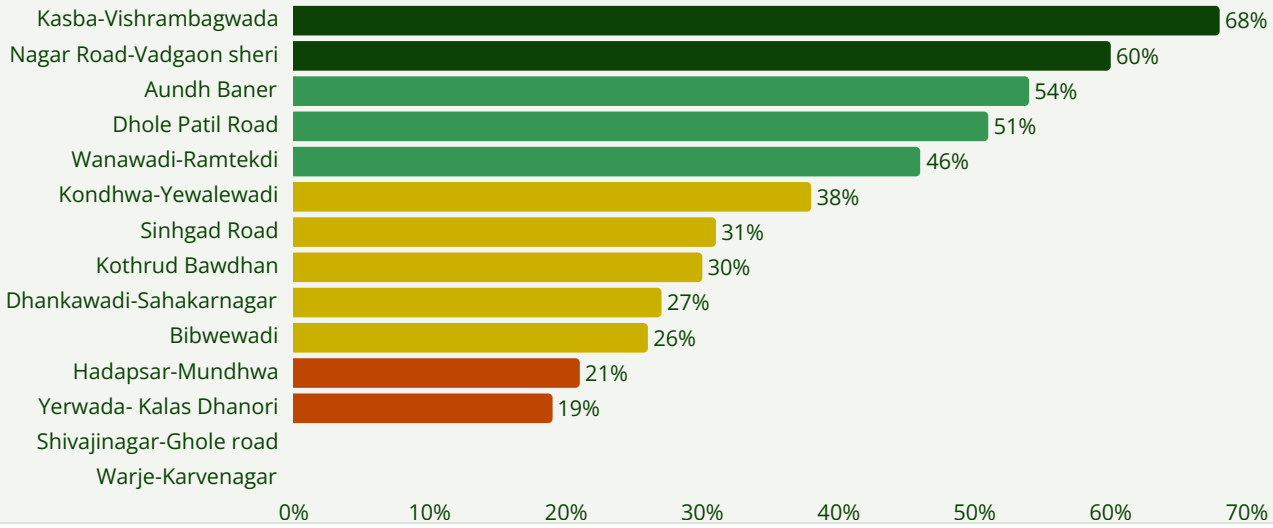

Source: PMC official cremation records
*The names of the wards are mentioned as per the Health records received from PMC in 2025.

Pune Crematoriums — Audit Coverage

The 26 crematoriums covered by the 2026 field audit

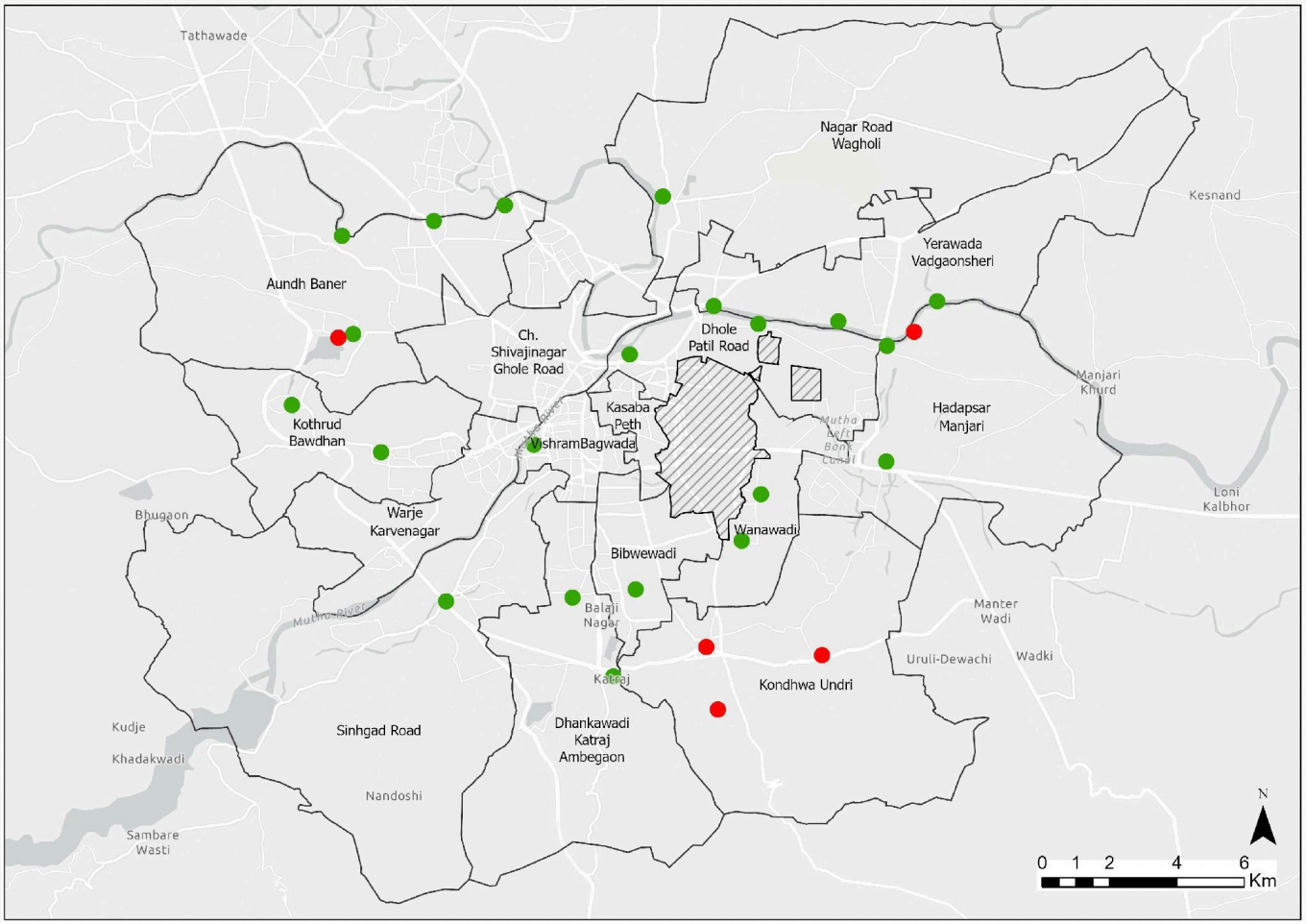

5 sites with no green facility — but green cremations recorded

The field audit found no gas or electric unit at these sites, but PMC records still credit them with few gas or electric cremations in 2025.

10	7	4	4	4
Ganganagar	Undri Village	Kondhwa Budruk	Sutarwadi	Yewalewadi

26
Audited in the Field
sites visited in Jul–Aug 2026

84
Questions per Audit
access, facilities, hygiene, safety

6
Surveyors Deployed

Audit Coverage

Green cremations, 2025	**11.0k of 11.0k (100%)**
All cremations, 2025	**20.2k of 22.3k (91%)**

Sources: PMC official cremation records; 2026 field-audit survey.

Vaikunth Crematorium

Kasba – Vishrambagwada · Zone 5

Audited 11 July 2026 · Caretaker: Srinivas Kota (9096529666) · GPS 18.507895, 73.840832

Share of all Pune
41%
cremations, 2025

Cremations, 2025
9.0k
–4% vs 2024

Green Share, 2025
68%
vs 71% in 2024

Facilities on Site
1 E · 3 G
All green units working + wood

Audit Findings by Category

Bars show how many checks in each category were met.

Access & Infrastructure — 8/8
Waiting space, seating, roads, signage, parking and CCTV all present.

Cremation facilities — 10/11
Electric (1) and gas (3) fully functional. No backup power.

Cleanliness & waste — 6/8
units clean, waste segregated, cleaned daily. Dustbins inadequate.

Toilets & water — 0/6
4 toilets exist but none functional or clean; no water, no handwashing.

Safety & security — 5/6
Wall, gates, fencing, lighting and security staff. No fire safety.

Environment — 4/6
Green cover, shade and ash disposal fine. Smoke concerns; no controls.

Accessibility — 1/2
Ramps available. No wheelchair accessibility.

Staffing & governance — 3/5
4 staff, trained, records kept. No protective gear; no grievance route.

Official Cremation Record

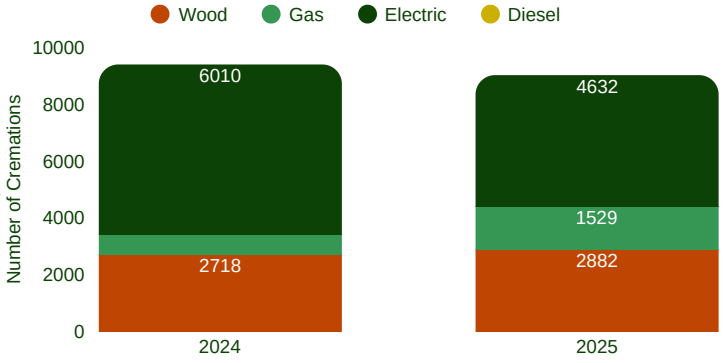

Observations — Audits v/s Official records

Electric cremations declined by 23% (6.0k to 4.6k), while gas cremations increased by 121% (691 to 1.5k), despite the electric unit being fully functional with no reported waiting time.

4.6k cremations were recorded on a single electric unit, averaging approximately **13 cremations per day.**

Wood cremations continued to increase, from 2.7k to 2.9k.

Site Photographs


Entrance & Signage


Cremation Facilities


Toilets


Waiting Area

Recommended Actions

Priority	Recommended action / Comments
High	**Restore the water supply in the washrooms and keep them clean** The washrooms are unclean and have no water supply.
	Provide drinking water for visiting families The site has no drinking water facility.
Medium / Low	**Install fire-safety equipment** No fire-safety measures at Pune's busiest crematorium.
	Add backup power for the electric unit Families switch to wood whenever the electric unit is down.
	Install pollution-control systems Smoke is a concern and neighbours have objected; no controls are fitted.

Sources: PMC official cremation records; 2026 field-audit survey.

Amardham Crematorium

Malwadi, Hadapsar–Mundhwa · Zone 4

Audited 16 August 2026 · Caretaker: Manoj Shinde (9697985383) · GPS 18.503415, 73.934894

Share of all Pune
6%
cremations, 2025

Cremations, 2025
1.4k
+60% vs 2024

Green Share, 2025
31%
vs 29% in 2024

Facilities on Site
2 G
Both green units working + wood

Audit Findings by Category

Bars show how many checks in each category were met.

Access & Infrastructure — 8/8
Waiting space, seating, roads, signage, parking and CCTV present.

Cremation facilities — 5/5
Both gas units fully functional, weekly maintenance, trained staff.

Cleanliness & waste — 4/8
units clean, no litter or smell. Waste streams left unsegregated.

Toilets & water — 3/6
3 toilets, disabled-friendly, with water. Not functional or clean.

Safety & security — 4/6
Wall, gates, fencing, lighting, security staff. Strays; no fire safety.

Environment — 4/6
Green cover, shade and controls fitted. Smoke; ash disposal unmanaged.

Accessibility — 2/2
Both wheelchair access and ramps available.

Staffing & governance — 3/5
1 staff, trained, records kept. No protective gear; no grievance route.

Official Cremation Record

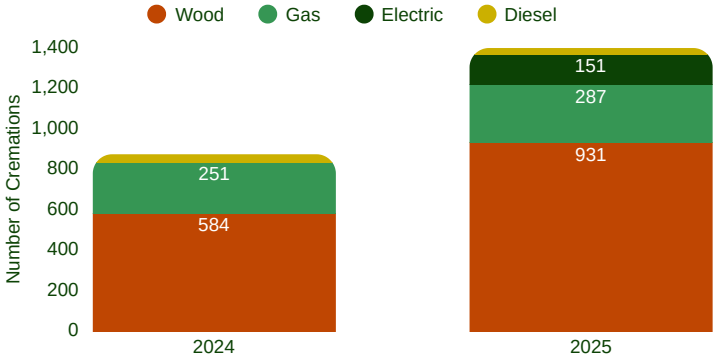

Observations — Audits v/s Official records

151 electric cremations were recorded in 2025, and 55 more in early 2026, but the audit found no electric facility on this site.

The busiest site after Vaikunth — cremations grew 60% in one year (875 → 1.4k), the fastest of any site above 1,000 a year.

Wood cremations increased the most in absolute terms (584 → 931), though the green share still increased to 31%.

Site Photographs



Entrance & Signage


Cremation Facilities


Toilets


Major Issue Observed

Recommended Actions

Priority	Recommended action / Comments
High	**Assign staff to clean the toilets every day** The toilets are not clean at all, and no staff is assigned to clean them.
	Secure the toilet area at night Outsiders, mostly drug users, gather in the toilet area at night.
Medium / Low	**Segregate waste and manage ash disposal** Body remnants, biomedical and ritual waste are not segregated; ash is not managed.
	Install fire-safety equipment None on site at the city's second-busiest crematorium.
	Add staff and provide protective equipment Only one staff member was present, with no protective gear.

Sources: PMC official cremation records; 2026 field-audit survey.

Kailas Crematorium

Dhole Patil Road · Zone 1

Audited 22 July 2026 · Caretaker: Lokesh Chandaliya (8080396368)

Share of all Pune
5%
cremations, 2025

Cremations, 2025
1.0k
–5% vs 2024

Green Share, 2025
57%
vs 61% in 2024

Facilities on Site
2 E
Both green units working + wood

Audit Findings by Category

Bars show how many checks in each category were met.

Access & Infrastructure 8/8
Waiting space, seating, roads, signage, parking and CCTV present.

Cremation facilities 6/6
Both electric units fully functional, backup power, monthly maintenance.

Cleanliness & waste 6/8
units clean, waste segregated, cleaned daily. Dustbins inadequate.

Toilets & water 3/6
Toilets work with water. Not clean, no handwashing, not accessible.

Safety & security 5/6
Boundary, fencing, lighting and security staff. No fire safety.

Environment 6/6
Green cover, shade, pollution controls and ash disposal all in order.

Accessibility 0/2
No wheelchair access and no ramps.

Staffing & governance 3/5
3 staff, trained, records kept. No protective gear; no grievance route.

Official Cremation Record

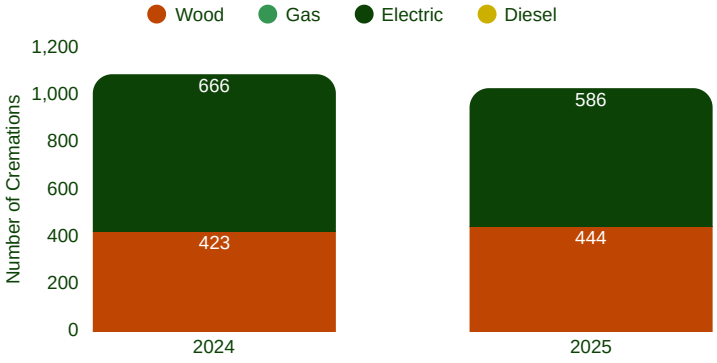

Observations — Audits v/s Official records

Electric cremation was highest at 57% in 2025, above the city average of 49%.

Electric use declined by 12% (666 → 586), while wood cremations rose (423 → 444), reducing the green share from 61% to 57%.

Site Photographs


Entrance & Signage


Cremation Facilities


Toilets


Waiting Area

Recommended Actions

Priority	Recommended action / Comments
High	**Clean the washrooms daily and add a handwashing station** The washrooms are unclean and there is no handwashing facility.
Medium / Low	**Keep the electric units ready to cut waiting time** Families wait while the unit is made ready, and some switch to wood.
	Install fire-safety equipment None on site, which is close to a school or hospital.
	Add wheelchair access and ramps Neither is available anywhere on site.
	Provide staff protective equipment and more dustbins Staff wore no protective gear; dustbins are inadequate.

Sources: PMC official cremation records; 2026 field-audit survey.

Katraj Crematorium

Kondhwa–Yewalewadi · Zone 4

Audited 13 July 2026 · Caretaker: Gapur Gulab Sheikh (8796121477)

Share of all Pune
4%
cremations, 2025

Cremations, 2025
984
+44% vs 2024

Green Share, 2025
41%
vs 38% in 2024

Facilities on Site
2 G
Green: 1 of 2 working + wood

Audit Findings by Category

Bars show how many checks in each category were met.

Access & Infrastructure — 7/8
Waiting space, seating, signage, parking and CCTV present. Roads average.

Cremation facilities — 3/5
Gas partially functional — 1 of 2 units working. Trained staff on site.

Cleanliness & waste — 5/8
units clean, waste segregated. Cleaned occasionally; litter and few dustbins.

Toilets & water — 4/6
Toilets functional, clean, with water and drinking water. No handwashing or access.

Safety & security — 5/6
Wall, gates, fencing, lighting and security staff. No fire safety measures.

Environment — 5/6
Green cover, shade and ash disposal fine. No pollution control systems.

Accessibility — 0/2
No wheelchair access and no ramps.

Staffing & governance — 3/5
Staff present, trained, records kept. No protective gear; no grievance route.

Official Cremation Record

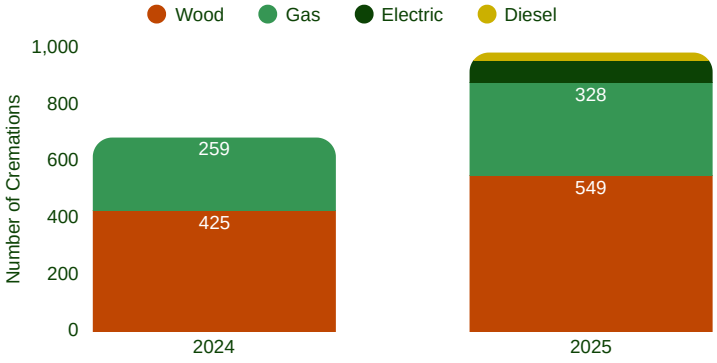

Observations — Audits v/s Official records

One of the two gas units is not working, flagged by the surveyor as an urgent repair.

Fast-growing site — cremations rose 44% in a year (684 → 984), with gas cremations rising while wood cremations still remain the majority.

78 electric cremations recorded in 2025, but the audit found no electric unit

Site Photographs


Entrance & Signage


Cremation Facilities


Toilets


Waiting Area

Recommended Actions

Priority	Recommended action / Comments
High	**Repair the gas unit that is out of service** One of the two units is not working; the complaint raised has not been resolved.
	Stop residents using the crematorium parking Local residents park their private vehicles here, leaving the parking crowded.
	Install more dustbins Dustbins are inadequate and litter was present on site.
Medium / Low	**Install fire-safety equipment** There are no fire-safety measures on site.
	Add a handwashing station and accessible toilets The toilets have no handwashing facility and are not disabled-friendly.

Sources: PMC official cremation records; 2026 field-audit survey.

Shantidham Crematorium

Dhankawadi–Sahakarnagar · Zone 3

Audited 22 July 2026 · Caretaker: Kiran Mohan Londe (8668766367)

Share of all Pune
4%
cremations, 2025

Cremations, 2025
825
+15% vs 2024

Green Share, 2025
31%
vs 34% in 2024

Facilities on Site
1 G
Green unit working + wood

Audit Findings by Category

Bars show how many checks in each category were met.

Access & Infrastructure — 7/8
Waiting space, seating, signage, parking and CCTV present. Roads average.

Cremation facilities — 5/5
Gas unit fully functional, regular supply, maintained, trained staff.

Cleanliness & waste — 5/8
units clean, waste segregated. Minor litter, foul smell, few dustbins.

Toilets & water — 5/6
Toilets functional, clean, with water and drinking water. No handwashing.

Safety & security — 5/6
Wall, gates, fencing, lighting and security staff. No fire safety measures.

Environment — 3/6
Ash disposal and shade fine. Limited green cover, smoke concerns, no controls.

Accessibility — 0/2
No wheelchair access and no ramps.

Staffing & governance — 3/5
Staff present, trained, records kept. No protective gear; no grievance route.

Official Cremation Record

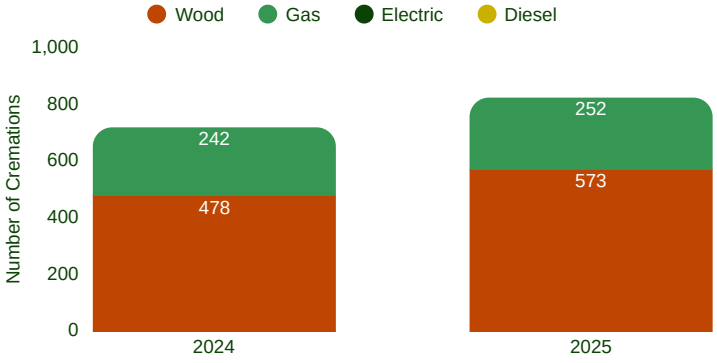

Observations — Audits v/s Official records

Neighbours complain about pollution from open burning — recorded by the surveyor as the key issue.

A site with a single gas unit — 825 cremations in 2025, increased by 15%. Green share decreased from 34% to 31% as wood cremations increased.

Site Photographs


Entrance & Signage


Cremation Facilities


Toilets


Waiting Area

Recommended Actions

Priority	Recommended action / Comments
High	**Install pollution-control systems** Neighbours complain about pollution from cremations; no controls are fitted.
Medium / Low	**Install fire-safety equipment** There are no fire-safety measures on site. **Add a handwashing station** The toilets have no handwashing facility. **Add wheelchair access and ramps** Neither is available anywhere on site. **Add dustbins and increase green cover** Dustbins are inadequate and green cover is limited.

Sources: PMC official cremation records; 2026 field-audit survey.

Ramwadi Pumping Station

Nagar Road–Vadgaon Sheri · Zone 1

Audited 5 July 2026 · Caretaker: Chandrakant Dhere (9881028892) · GPS 18.540793, 73.922049

Share of all Pune
4%
cremations, 2025

Cremations, 2025
809
+7% vs 2024

Green Share, 2025
100%
vs 100% in 2024

Facilities on Site
1 G
Green unit working

Audit Findings by Category

Bars show how many checks in each category were met.

Access & Infrastructure 5/7
Waiting space, ritual seating, CCTV, on Google, parking. Roads only average, no signage.

Cremation facilities 5/5
Gas fully functional, steady gas supply, regular maintenance, trained operators.

Cleanliness & waste 5/8
Waste segregated, units clean, remnants disposed properly. Minor litter, too few dustbins, cleaned rarely.

Toilets & water 1/6
Water in toilets. Toilets not disabled-friendly, functional or clean, no handwashing or drinking water.

Safety & security 5/6
No stray nuisance, fencing intact, night lighting, fire safety, stray barriers. No security staff.

Environment 5/6
Good green cover, greenery maintained, shade, no smoke concerns, ash managed. No pollution controls.

Accessibility 0/2
No wheelchair access or ramps.

Staffing & governance 4/5
1 staff on site, protective gear, trained staff, records kept. No grievance route.

Official Cremation Record

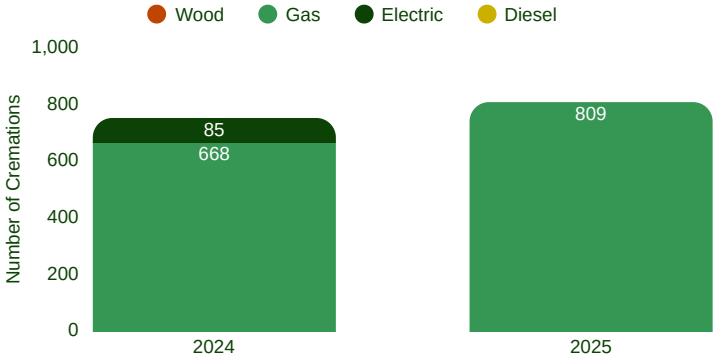

Observations — Audits v/s Official records

809 cremations in 2025 (increased by 7% from 2024).

Green share 100% in 2025 (same as 2024).

Site Photographs



Entrance & Signage


Cremation Facilities


Toilets


Waiting Area

Recommended Actions

Priority	Recommended action / Comments
High	**Keep the site open and staffed by a full-time caretaker** Locked on arrival (a two-hour wait); the caretaker also drives an autorickshaw.
	Clean and repair the toilets The toilets are very dirty and not functional.
	Start collecting and acting on complaints No complaints are collected at present.
Medium / Low	**Provide drinking water for visitors** There is no drinking water at the site.
	Clean the site daily and add dustbins The site is cleaned only rarely and dustbins are inadequate.

Sources: PMC official cremation records; 2026 field-audit survey.

Late Haribhau Pokale

Bibwewadi · Zone 5

Audited 6 August 2026 · Caretaker: Shankar Tulsiram Choudhary (9881665842) · GPS 18.469303, 73.868021

Share of all Pune
3%
cremations, 2025

Cremations, 2025
641
+8% vs 2024

Green Share, 2025
26%
vs 26% in 2024

Facilities on Site
2 G
Both green units working + wood

Audit Findings by Category

Bars show how many checks in each category were met.

Access & Infrastructure 7/8
Waiting space, ritual seating, signage, no flooding, CCTV, on Google, parking. Roads only average.

Cremation facilities 5/5
Gas fully functional, steady gas supply, regular maintenance, trained operators.

Cleanliness & waste 4/8
Waste segregated, no foul smell. units not clean, significant litter, no dustbins, cleaned occasionally.

Toilets & water 0/6
Toilets not disabled-friendly, functional or clean, no water, handwashing or drinking water.

Safety & security 5/6
No stray nuisance, fencing intact, night lighting, security staff, stray barriers. No fire safety.

Environment 6/6
Good green cover, greenery maintained, shade, no smoke concerns, pollution controls, ash managed.

Accessibility 0/2
No wheelchair access or ramps.

Staffing & governance 3/5
2 staff on site, trained staff, records kept. No protective gear or grievance route.

Official Cremation Record

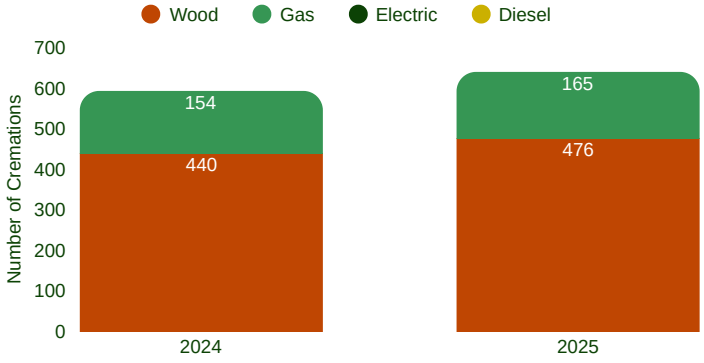

Observations — Audits v/s Official records

641 cremations in 2025 (increased by 8% from 2024).

Green share 26% in 2025 (same as 2024).

Site Photographs


Entrance & Signage


Cremation Facilities


Toilets


Waiting Area

Recommended Actions

Priority	Recommended action / Comments
High	**Complete the toilet construction and restore the water supply** The toilet work is incomplete and the washrooms have no water.
	Provide drinking water for visitors There is no drinking water at the site.
Medium / Low	**Clean the units and the grounds daily** The units were not clean and there was significant litter.
	Install dustbins There are no dustbins on site.
	Install fire-safety equipment There are no fire-safety measures on site.

Sources: PMC official cremation records; 2026 field-audit survey.

Baner

Aundh–Baner · Zone 2

Audited 29 July 2026 · Caretaker: Arun Mahar (7507663723) · GPS 18.541609, 73.832308

Share of all Pune
3%
cremations, 2025

Cremations, 2025
619
+1% vs 2024

Green Share, 2025
65%
vs 76% in 2024

Facilities on Site
1 E · 1 G
Both green units working + wood

Audit Findings by Category

Bars show how many checks in each category were met.

Access & Infrastructure 7/8
Waiting space, ritual seating, good roads, signage, CCTV, on Google, parking. Floods in heavy rain.

Cremation facilities 7/11
Electric and gas fully functional. Maintenance rare, irregular power supply, no backup power.

Cleanliness & waste 3/8
units clean. Biomedical and ritual waste unsegregated, minor litter, foul smell, no dustbins.

Toilets & water 1/6
Water in toilets. Toilets not disabled-friendly, functional or clean, no handwashing or drinking water.

Safety & security 6/6
No stray nuisance, fencing intact, night lighting, security staff, fire safety, stray barriers.

Environment 2/6
Shade. Limited green cover, greenery unmaintained, no pollution controls, ash disposal unmanaged.

Accessibility 2/2
Wheelchair access, ramps.

Staffing & governance 2/5
3 staff on site, trained staff. No protective gear, records kept or grievance route.

Official Cremation Record

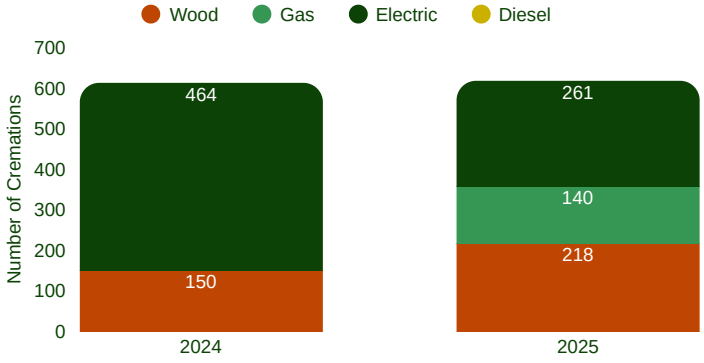

Observations — Audits v/s Official records

619 cremations in 2025 (increased by 1% from 2024).

Green share 65% in 2025 (vs 76% in 2024).

Site Photographs


Entrance & Signage


Cremation Facilities


Toilets


Waiting Area

Recommended Actions

Priority	Recommended action / Comments
High	**Unclog and repair the toilets immediately** The toilets are completely choked and not working.
	Separate the SWaCH waste facility from the crematorium The shared entrance smells foul, and SWaCH vans occupy the parking.
	Build safe steps or a ramp from the gas and electric section Users face large steps and a long route to reach the seating and toilets.
	Install a larger, clearer entrance sign The current sign is too small to identify the crematorium.
Medium / Low	**Stabilise the power supply and service the units regularly** The electricity supply is irregular, with no backup, and maintenance is rare.

Sources: PMC official cremation records; 2026 field-audit survey.

Vadgaon

Sinhgad Road · Zone 3

Audited 11 July 2026 · Caretaker: Vikas Sunil Awale (8805320842) · GPS 18.466165, 73.817438

Share of all Pune
3%
cremations, 2025

Cremations, 2025
597
+1006% vs 2024

Green Share, 2025
43%
vs 0% in 2024

Facilities on Site
1 G
Green unit working + wood

Audit Findings by Category

Bars show how many checks in each category were met.

Access & Infrastructure 7/8
Waiting space, ritual seating, good roads, signage, CCTV, on Google, parking. Floods in heavy rain.

Cremation facilities 5/5
Gas fully functional, steady gas supply, regular maintenance, trained operators.

Cleanliness & waste 5/7
Waste segregated, units clean, remnants disposed properly. Significant litter, too few dustbins.

Toilets & water 0/6
Toilets not disabled-friendly, functional or clean, no water, handwashing or drinking water.

Safety & security 5/6
No stray nuisance, fencing intact, night lighting, security staff, stray barriers. No fire safety.

Environment 4/6
Good green cover, greenery maintained, shade, ash managed. Smoke concerns, no pollution controls.

Accessibility 0/2
No wheelchair access or ramps.

Staffing & governance 3/5
1 staff on site, trained staff, records kept. No protective gear or grievance route.

Official Cremation Record

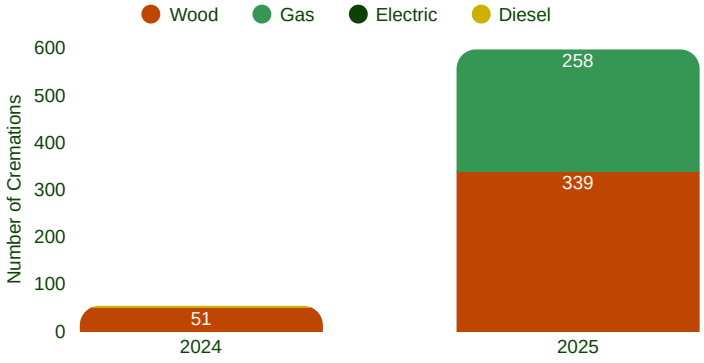

Observations — Audits v/s Official records

Cremations increased significantly from 54 to 597 in 2025.

Green share 43% in 2025 (vs 0% in 2024).

Site Photographs


Entrance & Signage


Cremation Facilities


Toilets


Waiting Area

Recommended Actions

Priority	Recommended action / Comments
High	**Restore the water supply to the washrooms and clean them** The washrooms are very dirty and have no water supply.
	Provide drinking water for visitors There is no drinking water at the site.
	Add staff and more parking space There are too few staff and parking space is limited.
Medium / Low	**Install fire-safety equipments** There are none on site, which is close to a school or hospital.
	Install pollution-control systems Smoke is a concern and no controls are fitted.

Sources: PMC official cremation records; 2026 field-audit survey.

Yerwada (Amardham)

Yerwada–Kalas Dhanori · Zone 1

Audited 30 July 2026 · Caretaker: Mahesh kusmode (9096455558) · GPS 18.544882, 73.888844

Share of all Pune
3%
cremations, 2025

Cremations, 2025
575
+7% vs 2024

Green Share, 2025
0%
vs 0% in 2024

Facilities on Site
2 E
Both green units working + wood

Audit Findings by Category

Bars show how many checks in each category were met.

Access & Infrastructure 5/8
Waiting space, ritual seating, good roads, CCTV. No signage, floods in heavy rain, not on Google.

Cremation facilities 6/6
Electric fully functional, steady power, backup power, regular maintenance, trained operators.

Cleanliness & waste 3/7
No litter. Biomedical and ritual waste unsegregated, remnants not disposed properly, no dustbins.

Toilets & water 4/6
Toilets functional and clean, water in toilets, drinking water. Toilets not disabled-friendly, no handwashing.

Safety & security 5/6
No stray nuisance, fencing intact, night lighting, security staff, stray barriers. No fire safety.

Environment 2/6
Shade. Limited green cover, smoke concerns, no pollution controls, ash disposal unmanaged.

Accessibility 2/2
Wheelchair access, ramps.

Staffing & governance 1/5
Trained staff. No protective gear, records kept or grievance route, staff count not recorded.

Official Cremation Record

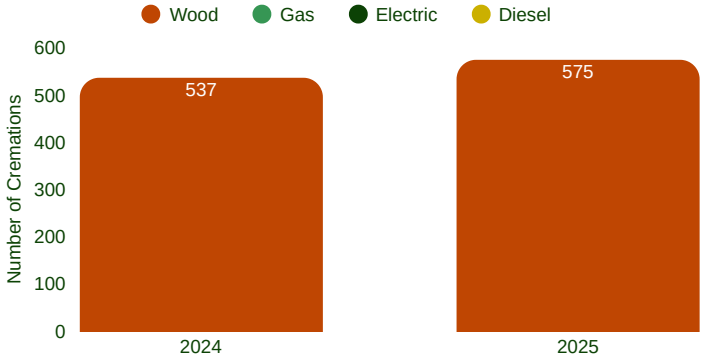

Observations — Audits v/s Official records

575 cremations in 2025 (increased by 7% from 2024).

Green share 0% in 2025 (same as 2024).

The electric unit is on site but idle — the records show no electric cremations in 2025; all were logged as wood cremations.

Site Photographs


Entrance & Signage


Cremation Facilities


Toilets


Waiting Area

Recommended Actions

Priority	Recommended action / Comments
High	**Move the waste vehicle stand away from the entrance** Waste vehicles parked at the entrance cause a strong stench.
Medium / Low	**Dispose of body remnants properly and segregate waste** Remnants are not disposed of properly; biomedical and ritual waste are mixed.
	Manage ash disposal and install pollution controls Ash disposal is unmanaged; smoke is a concern and no controls are fitted.
	Install fire-safety equipment There are no fire-safety measures on site.
	Add clear signage and improve drainage There is no signage, and the site floods in heavy rain.

Sources: PMC official cremation records; 2026 field-audit survey.

Shastrinagar

Kothrud–Bawdhan · Zone 2

Audited 17 August 2026 · Caretaker: Patule · GPS 18.505891, 73.800102

Share of all Pune
2%
cremations, 2025

Cremations, 2025
457
–4% vs 2024

Green Share, 2025
25%
vs 20% in 2024

Facilities on Site
1 E
Green unit working + wood

Audit Findings by Category

Bars show how many checks in each category were met.

Access & Infrastructure 5/8
Waiting space, signage, no flooding, on Google, parking. No ritual seating, poor internal roads, no CCTV.

Cremation facilities 6/6
Electric fully functional, steady power, backup power, regular maintenance, trained operators.

Cleanliness & waste 4/8
Waste segregated, no foul smell. units not clean, significant litter, no dustbins, cleaned occasionally.

Toilets & water 3/6
Toilets functional, water in toilets, drinking water. Toilets not disabled-friendly or clean, no handwashing.

Safety & security 4/6
No stray nuisance, fencing intact, night lighting, stray barriers. No security staff or fire safety.

Environment 4/6
Good green cover, greenery maintained, no smoke concerns. No shade or pollution controls.

Accessibility 0/2
No wheelchair access or ramps.

Staffing & governance 3/5
1 staff on site, trained staff, records kept. No protective gear or grievance route.

Official Cremation Record

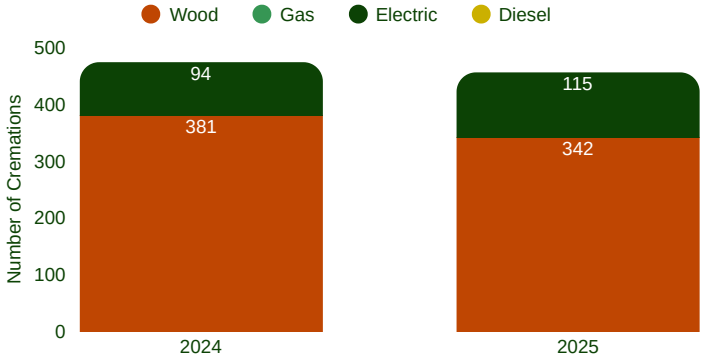

Observations — Audits v/s Official records

457 cremations in 2025 (decreased by 4% from 2024).

Green share 25% in 2025 (vs 20% in 2024).

Site Photographs



Entrance & Signage


Cremation Facilities


Toilets


Waiting Area

Recommended Actions

Priority	Recommended action / Comments
High	**Fix the roof leak above the electric unit** Water leaks from the roof above the electric crematorium.
	Clean the washrooms daily The washrooms are unclean.
Medium / Low	**Clean the units and grounds, and add dustbins** The units were not clean, litter was significant and there are no dustbins.
	Repair the internal roads The roads to the site are in poor condition.
	Install fire-safety equipment and post security staff Neither is present on site.

Sources: PMC official cremation records; 2026 field-audit survey.

Shivkailas

Yerwada–Kalas Dhanori · Zone 1

Audited 18 August 2026 · Caretaker: Arun Jangam (9860838607) · GPS 18.57412, 73.875257

Share of all Pune
2%
cremations, 2025

Cremations, 2025
448
+3% vs 2024

Green Share, 2025
48%
vs 48% in 2024

Facilities on Site
1 G
Green unit working + wood

Audit Findings by Category

Bars show how many checks in each category were met.

Access & Infrastructure 4/8
Waiting space, ritual seating. Roads only average, no signage, floods in heavy rain, not on Google.

Cremation facilities 5/5
Gas fully functional, steady gas supply, regular maintenance, trained operators.

Cleanliness & waste 6/8
Waste segregated, units clean, no litter, no foul smell. Remnants not disposed properly, no dustbins.

Toilets & water 2/6
Water in toilets, drinking water. Toilets not disabled-friendly, functional or clean, no handwashing.

Safety & security 5/6
No stray nuisance, fencing intact, security staff, fire safety, stray barriers. Poor night lighting.

Environment 5/6
Good green cover, greenery maintained, shade, no smoke concerns. Ash disposal unmanaged.

Accessibility 2/2
Wheelchair access, ramps.

Staffing & governance 3/5
1 staff on site, trained staff, records kept. No protective gear or grievance route.

Official Cremation Record

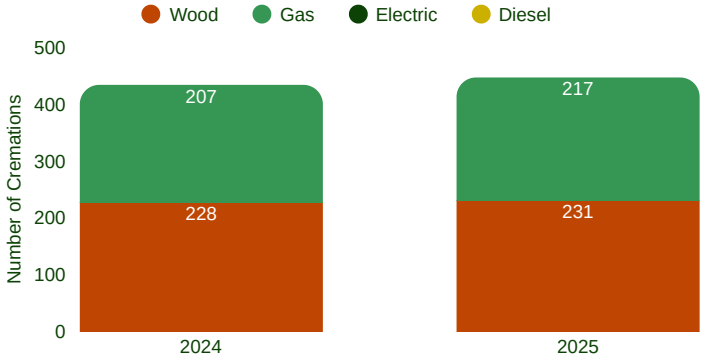

Observations — Audits v/s Official records

448 cremations in 2025 (increased by 3% from 2024).

Green share 48% in 2025 same as in 2024.

Site Photographs


Entrance & Signage


Cremation Facilities


Toilets


Waiting Area

Recommended Actions

Priority	Recommended action / Comments
High	**Repair the toilets** The toilets are not functional at all.
	Repair the lighting Lighting at night is inadequate.
	Ensure a caretaker is present during working hours No caretaker was at the site during the visit.
Medium / Low	**Dispose of body remnants and ash properly** Remnants are not disposed of properly and ash disposal is not managed.
	Add clear signage and dustbins There is no signage and there are no dustbins.

Sources: PMC official cremation records; 2026 field-audit survey.

Aundh

Aundh–Baner · Zone 2

Audited 7 August 2026 · Caretaker: Niwas Sumant Patekar (932212490) · GPS 18.541552, 73.832313

Share of all Pune
2%
cremations, 2025

Cremations, 2025	Green Share, 2025	Facilities on Site
398	**66%**	**1 G**
+4% vs 2024	vs 65% in 2024	Green unit working + wood

Audit Findings by Category

Bars show how many checks in each category were met.

Access & Infrastructure — 7/8
Waiting space, ritual seating, good roads, signage, CCTV, on Google, parking. Floods in heavy rain.

Cremation facilities — 4/5
Gas fully functional, steady gas supply, trained operators. Gas maintenance rare.

Cleanliness & waste — 6/8
Waste segregated, units clean, remnants disposed properly, no foul smell. Minor litter, no dustbins.

Toilets & water — 3/6
Toilets functional and clean, water in toilets. Toilets not disabled-friendly, no handwashing or drinking water.

Safety & security — 5/6
No stray nuisance, fencing intact, night lighting, security staff, stray barriers. No fire safety.

Environment — 3/6
Shade, no smoke concerns. Limited green cover, greenery unmaintained, no pollution controls.

Accessibility — 2/2
Wheelchair access, ramps.

Staffing & governance — 2/5
1 staff on site, trained staff. No protective gear, records kept or grievance route.

Official Cremation Record

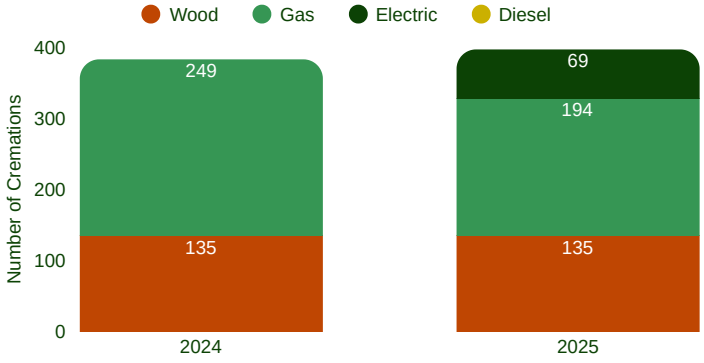

Observations — Audits v/s Official records

398 cremations in 2025 (increased by 4% from 2024).

Green share 66% in 2025 (vs 65% in 2024).

Records show 69 electric cremations in 2025, but the audit found no electric unit on site.

Site Photographs


Entrance & Signage


Cremation Facilities


Toilets


Waiting Area

Recommended Actions

Priority	Recommended action / Comments
High	**Remove the old chimney pipes lying on the premises** The discarded pipes should be cleared immediately.
	Add at least one electric / gas unit The area has a large residential population; more electric and gas capacity is needed.
	Keep maintenance records and use pollution controls Repair records were unavailable, and no air-pollution control was seen in use.
	Increase and maintain green spaces Green cover is limited and not maintained.
Medium / Low	**Provide drinking water and install fire-safety equipment** Neither is available on site.

Sources: PMC official cremation records; 2026 field-audit survey.

Vaikunth, Kharadi

Nagar Road–Vadgaon Sheri · Zone 1

Audited 22 July 2026 · Caretaker: Ashru Bhagat (8698650982) · GPS 18.546202, 73.948483

Share of all Pune
2%
cremations, 2025

Cremations, 2025
380
+5% vs 2024

Green Share, 2025
39%
vs 31% in 2024

Facilities on Site
1 E
Green unit working + wood

Audit Findings by Category

Bars show how many checks in each category were met.

Access & Infrastructure 7/8
Waiting space, ritual seating, signage, no flooding, CCTV, on Google, parking. Poor internal roads.

Cremation facilities 6/6
Electric fully functional, steady power, backup power, regular maintenance, trained operators.

Cleanliness & waste 6/8
Waste segregated, units clean, remnants disposed properly, no foul smell. Minor litter, too few dustbins.

Toilets & water 3/6
Toilets functional and clean, water in toilets. Toilets not disabled-friendly, no handwashing or drinking water.

Safety & security 3/6
No stray nuisance, fencing intact, night lighting. No security staff, fire safety or barriers against strays.

Environment 6/6
Good green cover, greenery maintained, shade, no smoke concerns, pollution controls, ash managed.

Accessibility 0/2
No wheelchair access or ramps.

Staffing & governance 3/5
1 staff on site, trained staff, records kept. No protective gear or grievance route.

Official Cremation Record

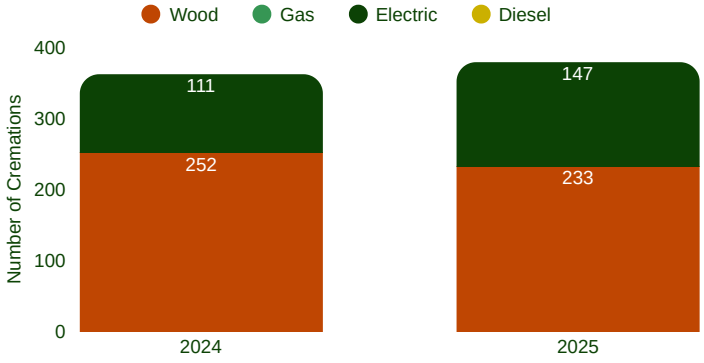

Observations — Audits v/s Official records

380 cremations in 2025 (increased by 5% from 2024).

Green share 39% in 2025 (vs 31% in 2024).

Site Photographs



Entrance & Signage


Cremation Facilities


Toilets


Waiting Area

Recommended Actions

Priority	Recommended action / Comments
High	**Provide drinking water for visitors** There is no drinking water at the site.
	Assign staff to clean the washrooms No staff is assigned to keep the washrooms clean.
Medium / Low	**Keep the electric unit ready to cut waiting time** Families wait while the unit is made ready, and some switch to wood cremations.
	Repair the internal roads The roads to the site are in poor condition.
	Install fire-safety equipment and post security staff No fire safety equipments & security staff were on the site.

Sources: PMC official cremation records; 2026 field-audit survey.

Bhairoba

Dhole Patil Road · Zone 1

Audited 30 July 2026 · Caretaker: Nitin meliya (9881484126) · GPS 18.54011, 73.900736

Share of all Pune
1%
cremations, 2025

Cremations, 2025
304
–26% vs 2024

Green Share, 2025
38%
vs 47% in 2024

Facilities on Site
1 G
Green unit working + wood

Audit Findings by Category

Bars show how many checks in each category were met.

Access & Infrastructure 8/8
Waiting space, ritual seating, good roads, signage, no flooding, CCTV, on Google, parking.

Cremation facilities 4/5
Gas fully functional, steady gas supply, trained operators. Gas maintenance rare.

Cleanliness & waste 3/8
units clean. Biomedical and ritual waste unsegregated, significant litter, foul smell, no dustbins.

Toilets & water 1/6
Water in toilets. Toilets not disabled-friendly, functional or clean, no handwashing or drinking water.

Safety & security 2/6
No stray nuisance, night lighting. Fencing damaged, no security staff, fire safety or barriers against strays.

Environment 3/5
Shade, no smoke concerns, pollution controls. No green cover, greenery unmaintained.

Accessibility 2/2
Wheelchair access, ramps.

Staffing & governance 2/5
1 staff on site, trained staff. No protective gear, records kept or grievance route.

Official Cremation Record

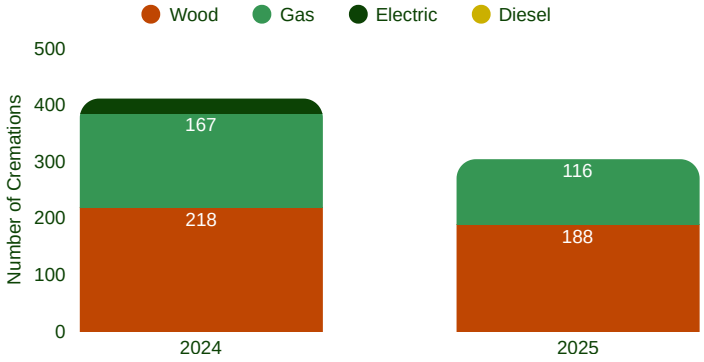

Observations — Audits v/s Official records

304 cremations in 2025 (decreased by 26% from 2024).

Green share 38% in 2025 (vs 47% in 2024).

Site Photographs


Entrance & Signage


Cremation Facilities



Toilets


Waiting Area

Recommended Actions

Priority	Recommended action / Comments
High	**Repair the toilets** The toilets need repair and are neither functional nor clean.
	Create a designated ash-disposal area There is currently no place to dispose of ash.
	Include toilets, greenery and waste management in the new building The crematorium is being demolished and a new structure is under construction.
Medium / Low	**Provide drinking water and install fire-safety equipment** Neither is available on site.
	Segregate waste and add dustbins Biomedical and ritual waste are not segregated, and there are no dustbins.

Sources: PMC official cremation records; 2026 field-audit survey.

Mundhwa

Hadapsar–Mundhwa · Zone 4

Audited 6 August 2026 · Caretaker: Amit Ture (7507505396) · GPS 18.534328, 73.935015

Share of all Pune
1%
cremations, 2025

Cremations, 2025
276
–15% vs 2024

Green Share, 2025
19%
vs 14% in 2024

Facilities on Site
1 G
Green unit working + wood

Audit Findings by Category

Bars show how many checks in each category were met.

Access & Infrastructure 7/8
Waiting space, ritual seating, signage, no flooding, CCTV, on Google, parking. Roads only average.

Cremation facilities 5/5
Gas fully functional, steady gas supply, regular maintenance, trained operators.

Cleanliness & waste 6/8
Waste segregated, units clean, remnants disposed properly, no foul smell. Minor litter, too few dustbins.

Toilets & water 1/6
Toilets clean. Toilets not disabled-friendly or functional, no water, handwashing or drinking water.

Safety & security 5/6
No stray nuisance, fencing intact, night lighting, security staff, stray barriers. No fire safety.

Environment 6/6
Good green cover, greenery maintained, shade, no smoke concerns, pollution controls, ash managed.

Accessibility 0/2
No wheelchair access or ramps.

Staffing & governance 3/5
1 staff on site, trained staff, records kept. No protective gear or grievance route.

Official Cremation Record

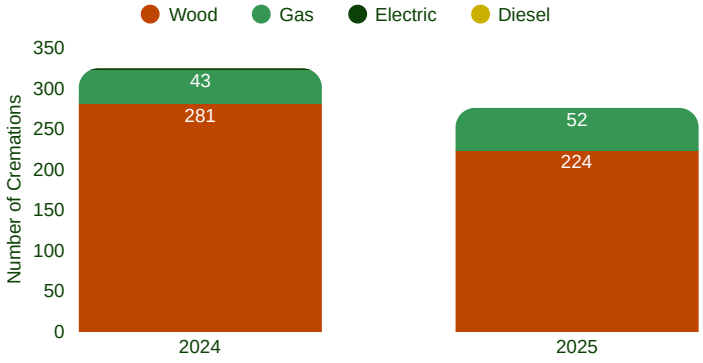

Observations — Audits v/s Official records

276 cremations in 2025 (decreased by 15% from 2024).

Green share 19% in 2025 (vs 14% in 2024).

Site Photographs


Entrance & Signage


Cremation Facilities


Toilets


Waiting Area

Recommended Actions

Priority	Recommended action / Comments
High	**Repair the borewell** It is not working; more than eight complaints have been received yet no action has been taken **Fix the leak above the unit** Water leaks from above and into the unit. **Install drinking water for visitors** There is no drinking water, and the washrooms have no water either.
Medium / Low	**Repair the toilets** The toilets are not functional. **Install fire-safety equipment** There are no fire-safety measures on site.

Sources: PMC official cremation records; 2026 field-audit survey.

Bopodi

Aundh–Baner · Zone 2

Audited 3 July 2026 · Caretaker: Sumit Giri (8087319019) · GPS 18.571729, 73.833091

Share of all Pune
1%
cremations, 2025

Cremations, 2025
273
+40% vs 2024

Green Share, 2025
40%
vs 13% in 2024

Facilities on Site
1 G
Green unit working + wood

Audit Findings by Category

Bars show how many checks in each category were met.

Access & Infrastructure 5/8
Ritual seating, signage, CCTV, on Google, parking. No waiting space, roads only average, floods in heavy rain.

Cremation facilities 5/5
Gas fully functional, steady gas supply, regular maintenance, trained operators.

Cleanliness & waste 3/8
units clean. Biomedical and ritual waste unsegregated, significant litter, foul smell, no dustbins.

Toilets & water 1/6
Water in toilets. Toilets not disabled-friendly, functional or clean, no handwashing or drinking water.

Safety & security 1/6
Night lighting. Strays a nuisance, fencing damaged, no security staff, fire safety or barriers against strays.

Environment 4/6
Good green cover, greenery maintained, no smoke concerns. No shade, ash disposal unmanaged.

Accessibility 0/2
No wheelchair access or ramps.

Staffing & governance 3/5
1 staff on site, trained staff, records kept. No protective gear or grievance route.

Official Cremation Record

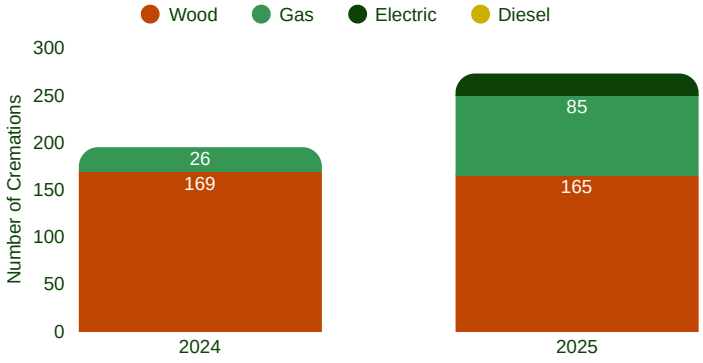

Observations — Audits v/s Official records

273 cremations in 2025 (increased by 40% from 2024).

Green share 40% in 2025 (vs 13% in 2024).

Records show 23 electric cremations in 2025, but the audit found no electric unit on site.

Site Photographs


Entrance & Signage


Cremation Facilities


Toilets


Waiting Area

Recommended Actions

Priority	Recommended action / Comments
High	**Provide drinking water for families** There is no drinking water at the site.
	Install western toilets for senior citizens and disabled users The existing toilets are not functional, clean or accessible.
	Improve waste management Waste is not segregated, litter is significant and there are no dustbins.
Medium / Low	**Repair the fencing and keep stray animals out** The fencing is damaged and stray animals are a nuisance.
	Install fire-safety equipment and post security staff Neither is present, and a high rise building is nearby.

Sources: PMC official cremation records; 2026 field-audit survey.

Wanawadi

Wanawadi–Ramtekdi · Zone 4

Audited 22 July 2026 · Caretaker: Vasudatta Chandrakant Kanade (7719974146) · GPS 18.494735, 73.901488

Share of all Pune
1%
cremations, 2025

Cremations, 2025
265
+60% vs 2024

Green Share, 2025
21%
vs 11% in 2024

Facilities on Site
1 G
Green unit working + wood

Audit Findings by Category

Bars show how many checks in each category were met.

Access & Infrastructure 5/8
Waiting space, ritual seating, no flooding, CCTV, on Google. Roads only average, no signage or parking.

Cremation facilities 5/5
Gas fully functional, steady gas supply, regular maintenance, trained operators.

Cleanliness & waste 6/8
Waste segregated, units clean, remnants disposed properly, no foul smell. Minor litter, too few dustbins.

Toilets & water 4/6
Toilets functional and clean, water in toilets, drinking water. Toilets not disabled-friendly, no handwashing.

Safety & security 4/6
Fencing intact, night lighting, security staff, stray barriers. Strays a nuisance, no fire safety.

Environment 6/6
Good green cover, greenery maintained, shade, no smoke concerns, pollution controls, ash managed.

Accessibility 0/2
No wheelchair access or ramps.

Staffing & governance 3/5
1 staff on site, trained staff, records kept. No protective gear or grievance route.

Official Cremation Record

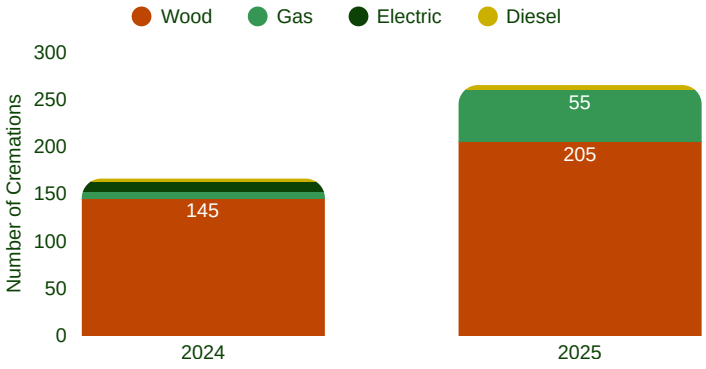

Observations — Audits v/s Official records

265 cremations in 2025 (increased by 60% from 2024).

Green share 21% in 2025 (vs 11% in 2024).

Site Photographs



Entrance & Signage


Cremation Facilities


Toilets


Waiting Area

Recommended Actions

Priority	Recommended action / Comments
High	**Provide drinking water for visitors** There is no drinking water at the site.
	Put up signage for the washrooms and entrance The washrooms are not signposted and there is no entrance signage.
Medium / Low	**Install fire-safety equipment** There are no fire-safety measures on site.
	Add a handwashing station and accessible toilets The toilets have no handwashing facility and are not disabled-friendly.
	Keep stray animals out and add dustbins Stray animals are a nuisance and dustbins are inadequate.

Sources: PMC official cremation records; 2026 field-audit survey.

Pashan

Aundh–Baner · Zone 2

Audited 1 August 2026 · Caretaker: Gorakh Kamble (9922754913) · GPS 18.537459, 73.792685

Share of all Pune
1%
cremations, 2025

Cremations, 2025
225
–3% vs 2024

Green Share, 2025
56%
vs 44% in 2024

Facilities on Site
2 G
Both green units working + wood

Audit Findings by Category

Bars show how many checks in each category were met.

Access & Infrastructure 7/8
Waiting space, ritual seating, good roads, signage, no flooding, CCTV, on Google. No parking.

Cremation facilities 5/5
Gas fully functional, steady gas supply, regular maintenance, trained operators.

Cleanliness & waste 6/8
Ritual waste segregated, units clean, no litter. Biomedical waste unsegregated, no dustbins.

Toilets & water 4/6
Toilets functional and clean, water in toilets, drinking water. Toilets not disabled-friendly, no handwashing.

Safety & security 6/6
No stray nuisance, fencing intact, night lighting, security staff, fire safety, stray barriers.

Environment 6/6
Good green cover, greenery maintained, shade, no smoke concerns, pollution controls, ash managed.

Accessibility 2/2
Wheelchair access, ramps.

Staffing & governance 4/5
2 staff on site, trained staff, records kept, grievance route. No protective gear.

Official Cremation Record

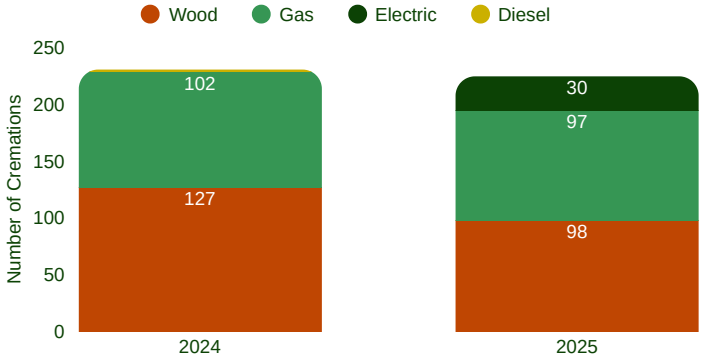

Observations — Audits v/s Official records

225 cremations in 2025 (decreased by 3% from 2024).

Green share 56% in 2025 (vs 44% in 2024).

Records show 30 electric cremations in 2025, but the audit found no electric unit on site.

Site Photographs


Entrance & Signage


Cremation Facilities


Toilets


Waiting Area

Recommended Actions

Priority	Recommended action / Comments
High	**Build covered storage for firewood** The wood was getting wet.
	Provide uniforms and safety gear for staff Staff lack uniforms and safety items such as gloves and gumboots.
	Review benefits for long-serving staff They get no direct PMC benefit; the entire amount is paid to the contractor.
	Create more parking space The site lacks parking.
Medium / Low	**Segregate biomedical waste and add dustbins** Biomedical waste is not segregated and there are no dustbins.

Sources: PMC official cremation records; 2026 field-audit survey.

Salunkhe Vihar

Wanawadi–Ramtekdi · Zone 4

Audited 16 August 2026 · Caretaker: Jaydeep ranjan Nashkar (9766726811) · GPS 18.482283, 73.896322

Share of all Pune
1%
cremations, 2025

Cremations, 2025
221
+11% vs 2024

Green Share, 2025
100%
vs 100% in 2024

Facilities on Site
1 G
Green unit working

Audit Findings by Category

Bars show how many checks in each category were met.

Access & Infrastructure — 7/7
Waiting space, ritual seating, good roads, signage, CCTV, on Google, parking.

Cremation facilities — 5/5
Gas fully functional, steady gas supply, regular maintenance, trained operators.

Cleanliness & waste — 3/8
Biomedical and ritual waste unsegregated, significant litter, no dustbins, cleaned rarely.

Toilets & water — 4/6
Toilets functional and clean, water in toilets, drinking water. Toilets not disabled-friendly, no handwashing.

Safety & security — 5/6
No stray nuisance, fencing intact, security staff, fire safety, stray barriers. Poor night lighting.

Environment — 3/6
Greenery maintained, shade. Limited green cover, no pollution controls, ash disposal unmanaged.

Accessibility — 2/2
Wheelchair access, ramps.

Staffing & governance — 3/5
2 staff on site, trained staff, records kept. No protective gear or grievance route.

Official Cremation Record

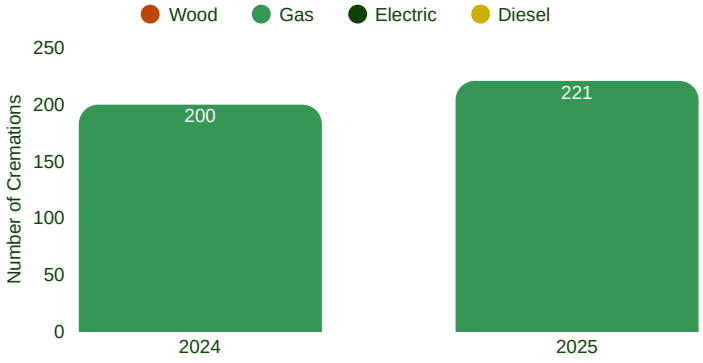

Observations — Audits v/s Official records

221 cremations in 2025 (increased by 11% from 2024).

Green share 100% in 2025 (same as 2024).

Site Photographs



Entrance & Signage


Cremation Facilities



Toilets


Waiting Area

Recommended Actions

Priority	Recommended action / Comments
High	**Repair the lights and the broken windows** The lights do not work at all and the windows are broken.
	Arrange regular waste collection and install dustbins Solid-waste staff do not visit, there are no dustbins and litter is significant.
	Provide equipment for staff Staff have no equipment, including protective gear.
Medium / Low	**Segregate waste and manage ash disposal** Biomedical and ritual waste are not segregated, and ash is unmanaged.
	Install pollution-control systems None are fitted, and a school or hospital is nearby.

Sources: PMC official cremation records; 2026 field-audit survey.

Ganganagar Crematorium

Hadapsar–Mundhwa · Zone 4

Audited 26 August 2026 · Surveyor: Wani · GPS 18.538069, 73.942296

Share of all Pune
1%
cremations, 2025

Cremations, 2025
141
+24% vs 2024

Site Status
Inaccesible
As per the audit

Facilities on Site
None

Site Status



Found inaccessible

The gate was sealed and the grounds overgrown, with waste dumped against the entrance.

Official Cremation Record

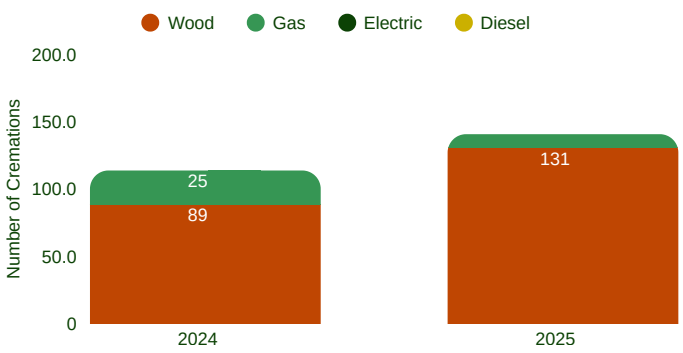

Observations — Audits v/s Official records

Official records show cremations here. PMC data records 141 cremations at Ganganagar in 2025 (131 wood, 10 gas) and 33 more in early 2026

Sources: PMC official cremation records; 2026 field-audit survey.

Bavdhan Budruk

Kothrud–Bawdhan · Zone 2

Audited 17 August 2026 · Caretaker: Mahesh Dagde (7040572440) · GPS 18.518502, 73.776291

Share of all Pune
1%
cremations, 2025

Cremations, 2025
126
+3% vs 2024

Green Share, 2025
48%
vs 47% in 2024

Facilities on Site
1 G
Green unit working + wood

Audit Findings by Category

Bars show how many checks in each category were met.

Access & Infrastructure — 7/8
Waiting space, ritual seating, signage, no flooding, CCTV, on Google, parking. Roads only average.

Cremation facilities — 5/5
Gas fully functional, steady gas supply, regular maintenance, trained operators.

Cleanliness & waste — 4/8
Waste segregated, no foul smell. units not clean, significant litter, no dustbins, cleaned occasionally.

Toilets & water — 0/6
No public toilets on site; no drinking water.

Safety & security — 2/6
Night lighting, security staff. Strays a nuisance, fencing damaged, no fire safety or barriers against strays.

Environment — 6/6
Good green cover, greenery maintained, shade, no smoke concerns, pollution controls, ash managed.

Accessibility — 0/2
No wheelchair access or ramps.

Staffing & governance — 3/5
1 staff on site, trained staff, records kept. No protective gear or grievance route.

Official Cremation Record

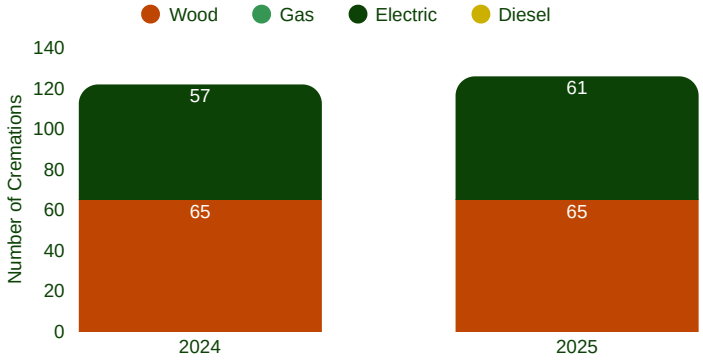

Observations — Audits v/s Official records

126 cremations in 2025 (increased by 3% from 2024).

Green share 48% in 2025 (vs 47% in 2024).

Records show 61 electric cremations in 2025, but the audit found no electric unit on site.

The site has one gas unit; meanwhile, no gas cremations recorded in 2024 or 2025.

Site Photographs


Entrance & Signage


Cremation Facilities



Toilets


Waiting Area

Recommended Actions

Priority	Recommended action / Comments
High	**Build a public washroom and provide drinking water** There is no washroom and no drinking water on site.
	Repair the broken ramp at the gas unit The ramp to the gas unit is broken.
	Build a boundary wall to keep snakes out Poisonous snakes frequently enter the site.
	Ensure staff are sober on duty and have safety gear The operator was drunk during the visit, and staff lack safety gear.
Medium / Low	**Install fire-safety equipment** There are no fire-safety measures on site.

Sources: PMC official cremation records; 2026 field-audit survey.

Kondhwa Budruk

Kondhwa–Yewalewadi · Zone 4

Audited 13 July 2026 · Caretaker: Sunil Shende (9850248962) · GPS 18.453989, 73.886862

Share of all Pune
<1%
cremations, 2025

Cremations, 2025
55
–11% vs 2024

Green Share, 2025
7%
vs 0% in 2024

Facilities on Site
Wood
no gas or electric

Audit Findings by Category

Bars show how many checks in each category were met.

Access & Infrastructure 5/8
Waiting space, ritual seating, signage, no flooding, on Google. Poor internal roads, no CCTV or parking.

Cremation facilities —
No gas or electric unit on site.

Cleanliness & waste 5/7
Waste segregated, remnants disposed properly, no litter. Too few dustbins, cleaned occasionally.

Toilets & water 0/6
Toilets not disabled-friendly, functional or clean, no water, handwashing or drinking water.

Safety & security 2/6
No stray nuisance, fencing intact. Poor night lighting, no security staff, fire safety or barriers against strays.

Environment 4/6
Greenery maintained, shade, no smoke concerns, ash managed. Limited green cover, no pollution controls.

Accessibility 0/2
No wheelchair access or ramps.

Staffing & governance 1/5
1 staff on site. No protective gear, staff untrained, no records kept or grievance route.

Official Cremation Record

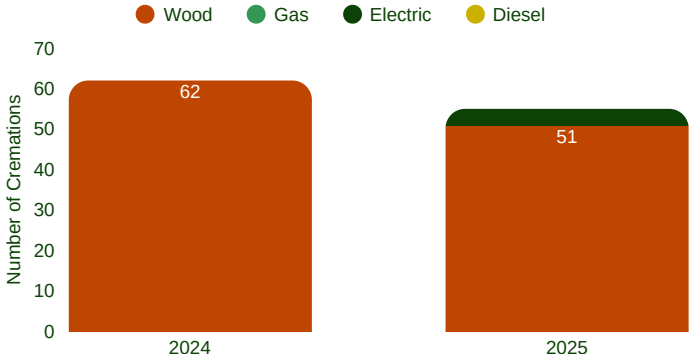

Observations — Audits v/s Official records

55 cremations in 2025 (decreased by 11% from 2024).

Green share 7% in 2025 (vs 0% in 2024).

Records show 4 electric cremations in 2025, but the audit found no electric unit on site.

Site Photographs


Entrance & Signage


Cremation Facilities


Toilets


Waiting Area

Recommended Actions

Priority	Recommended action / Comments
High	**Keep the waiting area free for families** Local people were using the waiting area to play cards.
	Unlock and repair the washrooms The washrooms were locked; the toilets are not functional and have no water.
Medium / Low	**Provide drinking water and lighting** Neither is available on site.
	Post security staff and install fire-safety equipment Neither is present on site.
	Add a gas or electric cremation facility The site has wood cremation facility only.

Sources: PMC official cremation records; 2026 field-audit survey.

Sutarwadi

Aundh–Baner · Zone 2

Audited 7 August 2026 · Caretaker: No caretaker present · GPS 18.541617, 73.832329

Share of all Pune
<1%
cremations, 2025

Cremations, 2025
48
+66% vs 2024

Green Share, 2025
8%
vs 0% in 2024

Facilities on Site
Wood
no gas or electric

Audit Findings by Category

Bars show how many checks in each category were met.

Access & Infrastructure — 6/8
Waiting space, ritual seating, good roads, signage, no flooding, on Google. No CCTV or parking.

Cremation facilities — —
No gas or electric unit on site.

Cleanliness & waste — 5/7
Ritual waste segregated, units clean, remnants disposed properly. Minor litter, no dustbins.

Toilets & water — 3/6
Toilets functional and clean, water in toilets. Toilets not disabled-friendly, no handwashing or drinking water.

Safety & security — 4/6
No stray nuisance, fencing intact, night lighting, stray barriers. No security staff or fire safety.

Environment — 4/6
Greenery maintained, shade, no smoke concerns, ash managed. Limited green cover, no pollution controls.

Accessibility — 2/2
Wheelchair access, ramps.

Staffing & governance — 0/3
No records kept, grievance route or staff present.

Official Cremation Record

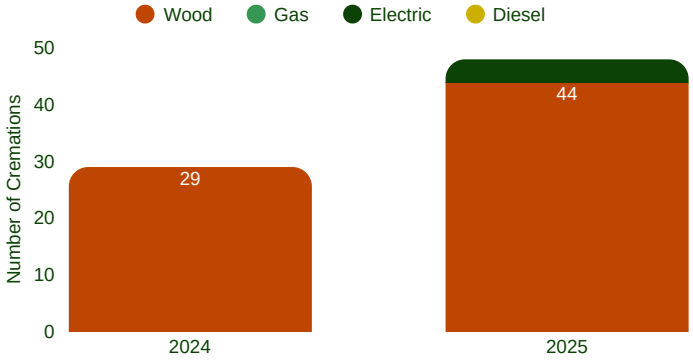

Observations — Audits v/s Official records

48 cremations in 2025 (increased by 66% from 2024).

Green share 8% in 2025 (vs 0% in 2024).

Records show 4 electric cremations in 2025, but the audit found no electric unit on site.

Site Photographs


Entrance & Signage


Cremation Facilities


Toilets


Waiting Area

Recommended Actions

Priority	Recommended action / Comments
High	**Post a watchman or staff member at all times** The watchman's cabin was empty on both visits, with no one nearby. **Add a gas or electric cremation facility** Only APC facility are available.
Medium / Low	**Provide drinking water for visitors** There is no drinking water at the site. **Install fire-safety equipment and CCTV** Neither is available on site. **Maintain cremation records and add dustbins** No records are kept and there are no dustbins.

Sources: PMC official cremation records; 2026 field-audit survey.

Undri Village

Kondhwa–Yewalewadi · Zone 4

Audited 6 August 2026 · Caretaker: Nitin Shinde (9850713964) · GPS 18.451818, 73.917753

Share of all Pune
<1%
cremations, 2025

Cremations, 2025
48
+14% vs 2024

Green Share, 2025
15%
vs 0% in 2024

Facilities on Site
Wood
no gas or electric

Audit Findings by Category

Bars show how many checks in each category were met.

Access & Infrastructure 4/8
Waiting space, ritual seating, signage. Roads only average, floods in heavy rain, no CCTV or parking.

Cremation facilities —
No gas or electric unit on site.

Cleanliness & waste 4/8
units clean, no litter. Biomedical and ritual waste unsegregated, no dustbins, cleaned occasionally.

Toilets & water 4/6
Toilets functional and clean, disabled-friendly, water in toilets. No handwashing or drinking water.

Safety & security 4/6
No stray nuisance, fencing intact, night lighting, stray barriers. No security staff or fire safety.

Environment 4/6
Greenery maintained, shade, no smoke concerns, ash managed. Limited green cover, no pollution controls.

Accessibility 1/2
Ramps. No wheelchair access.

Staffing & governance 3/5
1 staff on site, trained staff, records kept. No protective gear or grievance route.

Official Cremation Record

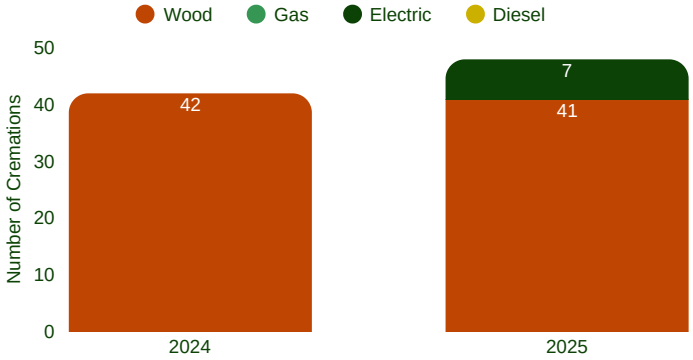

Observations — Audits v/s Official records

48 cremations in 2025 (increased by 14% from 2024).

Green share 15% in 2025 (vs 0% in 2024).

Records show 7 electric cremations in 2025, but the audit found no electric unit on site.

Site Photographs


Entrance & Signage


Cremation Facilities


Toilets


Waiting Area

Recommended Actions

Priority	Recommended action / Comments
High	**Repair the leaking visitor shade** The shade over the visitors area leaks.
	Provide a restroom for staff Staff have no place to sit or rest, especially during the rains.
	Add a gas or electric cremation facility The site has no gas or electric facility.
Medium / Low	**Provide drinking water and a handwashing station** Neither is available on site.
	Improve drainage and access in heavy rain The site floods in heavy rain.

Sources: PMC official cremation records; 2026 field-audit survey.

Yewalewadi

Kondhwa–Yewalewadi · Zone 4

Audited 6 August 2026 · Caretaker: Sagar Pawar (8485861194) · GPS 18.437278, 73.889948

Share of all Pune
<1%
cremations, 2025

Cremations, 2025
30
+173% vs 2024

Green Share, 2025
13%
vs 0% in 2024

Facilities on Site
Wood
no gas or electric

Audit Findings by Category

Bars show how many checks in each category were met.

Access & Infrastructure — 6/8
Waiting space, ritual seating, signage, no flooding, CCTV, on Google. Poor internal roads, no parking.

Cremation facilities — —
No gas or electric unit on site.

Cleanliness & waste — 4/8
units clean, no litter. Biomedical and ritual waste unsegregated, no dustbins, cleaned occasionally.

Toilets & water — 4/6
Toilets functional and clean, disabled-friendly, water in toilets. No handwashing or drinking water.

Safety & security — 4/6
No stray nuisance, fencing intact, night lighting, stray barriers. No security staff or fire safety.

Environment — 4/6
Greenery maintained, shade, no smoke concerns, ash managed. Limited green cover, no pollution controls.

Accessibility — 1/2
Ramps. No wheelchair access.

Staffing & governance — 3/5
1 staff on site, trained staff, records kept. No protective gear or grievance route.

Official Cremation Record

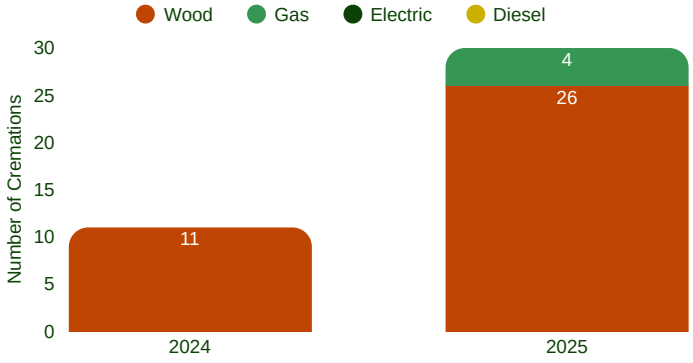

Observations — Audits v/s Official records

30 cremations in 2025 (increased by 173% from 2024).

Green share 13% in 2025 (vs 0% in 2024).

Records show 4 gas cremations in 2025, but the audit found no gas unit on site.

Site Photographs


Entrance & Signage


Cremation Facilities


Toilets


Waiting Area

Recommended Actions

Priority	Recommended action / Comments
High	**Clean or cover the nalla behind the boundary wall** The nalla behind the crematorium causes a foul smell.
Medium / Low	**Repair the internal roads** The roads to the site are in poor condition.
	Provide drinking water and a handwashing station Neither is available on site.
	Install fire-safety equipment and post security staff Neither is present, and a school or hospital is nearby.
	Segregate waste and add dustbins Biomedical and ritual waste are not segregated, and there are no dustbins.

Sources: PMC official cremation records; 2026 field-audit survey.

Pune Crematoriums — Audited Sites Comparison

All 26 audited sites, sorted by number of cremations. Each cell shows how many audit checks were met.

#	Crematorium	Ward	2025 cremations	Facilities on site	Access & Infrastructure	Cremation facilities	Cleanliness & waste	Toilets & water	Safety & security	Environment	Accessibility	Staffing & governance	Total met
1	Vaikunth	Kasba-Vishrambag	9.0k	Gas + Elec.	8/8	10/11	6/8	0/6	5/6	4/6	1/2	3/5	37/52
2	Amardham, Malwadi	Hadapsar-Mundhwa	1.4k	Gas	8/8	5/5	4/8	3/6	4/6	4/6	2/2	3/5	33/46
3	Kailas	Dhole Patil Road	1.0k	Electric	8/8	6/6	6/8	3/6	5/6	6/6	0/2	3/5	37/47
4	Katraj	Kondhwa-Yewalewadi	984	Gas	7/8	3/5	5/8	4/6	5/6	5/6	0/2	3/5	32/46
5	Shantidham	Dhankawadi-Sahak	825	Gas	7/8	5/5	5/8	5/6	5/6	3/6	0/2	3/5	33/46
6	Ramwadi	Nagar Rd-Vadgaon	809	Gas	5/7	5/5	5/8	1/6	5/6	5/6	0/2	4/5	30/45
7	Haribhau Pokale	Bibwewadi	641	Gas	7/8	5/5	4/8	0/6	5/6	6/6	0/2	3/5	30/46
8	Baner	Aundh Baner	619	Gas + Elec.	7/8	7/11	3/8	1/6	6/6	2/6	2/2	2/5	30/52
9	Vadgaon	Sinhgad Road	597	Gas	7/8	5/5	5/7	0/6	5/6	4/6	0/2	3/5	29/45
10	Yerwada Amardham	Yerwada-Kalas	575	Electric	5/8	6/6	3/7	4/6	5/6	2/6	2/2	1/5	28/46
11	Shastrinagar	Kothrud Bawdhan	457	Electric	5/8	6/6	4/8	3/6	4/6	4/6	0/2	3/5	29/47
12	Shivkailas	Yerwada-Kalas	448	Gas	4/8	5/5	6/8	2/6	5/6	5/6	2/2	3/5	32/46
13	Aundh	Aundh Baner	398	Gas	7/8	4/5	6/8	3/6	5/6	3/6	2/2	2/5	32/46
14	Vaikunth, Kharadi	Nagar Rd-Vadgaon	380	Electric	7/8	6/6	6/8	3/6	3/6	6/6	0/2	3/5	34/47
15	Bhairoba	Dhole Patil Road	304	Gas	8/8	4/5	3/8	1/6	2/6	3/5	2/2	2/5	25/45
16	Mundhwa	Hadapsar-Mundhwa	276	Gas	7/8	5/5	6/8	1/6	5/6	6/6	0/2	3/5	33/46
17	Bopodi	Aundh Baner	273	Gas	5/8	5/5	3/8	1/6	1/6	4/6	0/2	3/5	22/46
18	Wanawadi	Wanawadi-Ramtekdi	265	Gas	5/8	5/5	6/8	4/6	4/6	6/6	0/2	3/5	33/46
19	Pashan	Aundh Baner	225	Gas	7/8	5/5	6/8	4/6	6/6	6/6	2/2	4/5	40/46
20	Salunkhe Vihar	Wanawadi-Ramtekdi	221	Gas	7/7	5/5	3/8	4/6	5/6	3/6	2/2	3/5	32/45
21	Ganganagar	Hadapsar-Mundhwa	141	Inaccesible	—	—	—	—	—	—	—	—	—
22	Bavdhan Budruk	Kothrud Bawdhan	126	Gas	7/8	5/5	4/8	0/6	2/6	6/6	0/2	3/5	27/46
23	Kondhwa Budruk	Kondhwa-Yewalewadi	55	Wood only	5/8	—	5/7	0/6	2/6	4/6	0/2	1/5	17/40
24	Sutarwadi	Aundh Baner	48	Wood only	6/8	—	5/7	3/6	4/6	4/6	2/2	0/3	24/38
25	Undri Village	Kondhwa-Yewalewadi	48	Wood only	4/8	—	4/8	4/6	4/6	4/6	1/2	3/5	24/41
26	Yewalewadi	Kondhwa-Yewalewadi	30	Wood only	6/8	—	4/8	4/6	4/6	4/6	1/2	3/5	26/41

80% or more of checks met | 50–79% met | Under 50% met | Not applicable / site closed

Denominators differ because a site is only judged on checks that apply / available to it

Audit: 2026 field-audit survey. Cremation counts: PMC official records, 2025.

Recommendations: Towards Safe, Dignified and Environmentally Responsible Crematoria in Pune

The audit of 26 crematoriums shows wide variation in the quality and reliability of services. Basic facilities such as functional toilets, water, handwashing, fire safety, accessibility and waste management are inadequate at several sites.

The audit also found discrepancies between official records and facilities on the ground.

A crematorium is an essential public facility used by families at an extremely difficult time. Every site should provide a basic standard of safety, cleanliness, accessibility and dignity, alongside environmental responsibility.

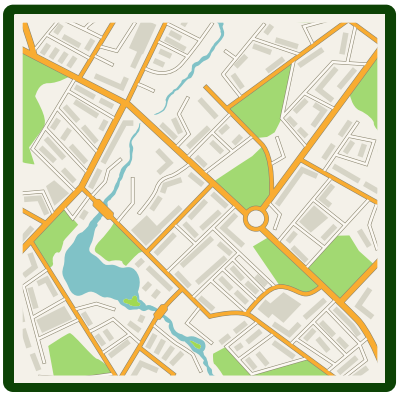

1. PMC must establish a minimum standard for every crematorium and enforce it

No crematorium should operate without basic amenities.
At Vaikunth, which accounted for around 41% of Pune's recorded cremations in 2025, four toilets were present but none were functional or clean; there was also no water or handwashing facility. Vadgaon similarly lacked functional toilets and water.

- PMC should establish mandatory minimum standards covering:
- Functional, clean toilets and water
- Drinking water and handwashing
- Seating and waiting areas
- Fire safety
- Lighting and security
- Wheelchair access and ramps
- Waste and ash management
- Trained and adequately staffed personnel
- Functional cremation equipment
- Compliance should be regularly inspected and publicly reported.

2. Fix the basics before announcing new infrastructure

The problem is often not the absence of infrastructure, but poor maintenance.
Vaikunth has four toilets but none were functional during the audit. Katraj has two gas units, but only one was working. Shastrinagar's electric unit was functional, but basic amenities remained inadequate.
PMC should prioritise functionality through:

- Appoint a PMC Officer responsible for management including maintenance for each location
- Preventive maintenance schedules
- Daily cleaning and inspection
- Fault and repair registers
- Defined timelines for resolving breakdowns

3. Clean up the waste-management system

Waste management remains a recurring weakness. At Amardham, body remnants, biomedical waste and ritual waste were not adequately segregated, and ash disposal was poorly managed.
PMC should establish a uniform protocol covering:

- Segregation of biomedical, ritual and general waste
- Designated bins and collection points
- Safe handling of body remnants
- Proper ash disposal
- Regular cleaning
- Clear responsibility for waste management

4. Treat workers' safety as a municipal responsibility

Trained staff were repeatedly found working without protective equipment, including at Vaikunth, Amardham and Katraj.

Workers handle fire, ash, body remnants and waste. Appropriate PPE and occupational-safety training should therefore be mandatory. Staff deployment should be based on the work load and the number of cremations handled at at each facility.

5. Make fire safety non-negotiable

Fire-safety measures were absent at several crematoria, including Vaikunth, Katraj, Amardham and Vadgaon.

PMC should conduct an immediate fire-safety audit of every crematorium and provide appropriate extinguishers, water supply, emergency access, signage and trained personnel. Fire safety should be a mandatory operating requirement.

6. Make green cremation genuinely reliable - not merely available on paper

Green cremation cannot be measured by the number of gas or electric units installed.

At Katraj, one of two gas units was non-functional. At Shastrinagar, the electric unit worked but green cremation accounted for only 25% of recorded cremations. At Vaikunth, the electric unit was functional, but the high number of cremations recorded against a single unit warrants verification.

PMC should track and publish for every green unit:

- Operational status
- Number of cremations
- Downtime and reasons
- Maintenance history
- Electricity/gas availability
- Backup arrangements

7. Conduct independent technical assessment at all crematoriums

Conduct annual independent technical assessments of all crematoria along with MPCB and qualified experts. The assessment should evaluate emissions, the performance and maintenance of pollution-control equipment, fuel consumption, waste management, occupational safety and compliance with applicable standards. Document the findings and ensure time-bound corrective action and follow-up inspections.

8. Investigate the serious gaps between official records and ground reality

The audit identified five sites where PMC records showed green cremations despite no gas or electric facility being found: Ganganagar, Undri Village, Kondhwa Budruk, Sutarwadi and Yewalewadi.

For example, Yewalewadi's 2025 records show four gas cremations, although the audit found only a wood facility. Sutarwadi recorded four electric cremations despite no green facility being found.

PMC should reconcile cremation records with the actual facility and method used at every site. All discrepancies should be investigated and corrected.

9. Stop concentrating cremations at a few overloaded sites

Vaikunth alone accounted for around 41% of Pune's recorded cremations in 2025, while utilisation varies sharply across crematoria.

PMC should develop a ward-level decentralisation strategy and make smaller crematoria genuinely usable alternatives.

Residents should be able to easily find:

- Their nearest crematorium
- Available facilities
- Whether green cremation is offered
- Current operational status
- Contact details

10. Ensure that environmental controls cover wood cremation too

While Pune moves towards gas and electric cremation, emissions from continued wood cremation also need attention.

The audit found smoke concerns and gaps in pollution-control systems at several sites. PMC should:

- Ensure existing pollution-control systems are functional
- Monitor maintenance and performance
- Prioritise high-volume wood-burning sites
- Progressively reduce dependence on uncontrolled wood cremation
- Address repeated smoke complaints from surrounding communities
- Ensure that thoroughly dried wood is used and it is covered and well ventilated during storage.
- Ensure that plastics and other inappropriate materials are not burnt along with the wood.

11. Make disability accessibility a whole-site requirement

Accessibility should go beyond a ramp at the entrance.

The audit found sites where ramps existed but wheelchair access remained inadequate. Every crematorium should allow elderly persons and persons with disabilities to safely access the entrance, waiting area, ritual space, cremation area and toilets.

PMC should conduct a dedicated accessibility assessment of all crematoria.

12. Give families a voice through a visible grievance mechanism

Every crematorium should prominently display:

- Caretaker/operator details
- PMC contact details
- Complaint mechanism
- Emergency contacts
- Available cremation methods and facilities
- Complaints should be made trackable until resolution

13. Invest according to both cremation demand and infrastructure gaps at each crematorium

Investment should reflect both need and usage.

- High-use: prioritise capacity, reliability, safety, sanitation and pollution control
- Medium-use: prioritise basic amenities, accessibility and environmental performance.
- Low-use: ensure minimum standards, accurate records and adequate staffing before considering further capital investment.

14. Complete the audit and institutionalise annual monitoring

The present audit should be the beginning of a regular monitoring system.

PMC should:

- Audit all remaining crematoria
- Repeat the audit annually
- Publish site-wise results
- Set time-bound targets for addresing gaps
- Report progress publicly

15. Regular maintenance of machinery

Create a SOP for maintenance for every crematorium, covering regular chimney cleaning, APC operation during cremations, servicing, inspection logs and breakdown records

Additional Recommendations

16. Assign a Unique Identifier Code to Every Crematorium

PMC should assign a **Unique Identifier Code (UIC)** to every crematorium and each facility within it and use it across all records, databases, registers, maps and reports. This would help standardise the system and help in management.

Eg: if a gas unit within Vaikunth Navi Peth is to be referred, it could be VKNP/G02, or Shashtrinagar's electric unit could be SNKB/E01.

Over the past two years, the Hub has observed name changes and multiple crematoria with similar or identical names, creating difficulties in tracking and comparing data.

A permanent UIC would provide an unambiguous identity regardless of name or management changes. All cremation, equipment, utilisation, maintenance and infrastructure data should be linked to it.

17. Launch a City-wide Public Awareness Campaign on Green Cremation

Infrastructure alone will not drive the shift from wood to electric and gas cremation. Citizens need information about the environmental implications of wood cremation and the availability of greener alternatives.
PMC should communicate:

- Environmental impacts of wood cremation
- Locations of green cremation facilities
- How to access them
- Steps being taken by PMC to expand and improve them
- Messaging should be sensitive, respectful and non-coercive

18. Use Films and Storytelling to Build Public Awareness

Given the sensitivity around cremation, PMC could use short documentaries, films and other creative formats to communicate the environmental implications of wood cremation and the availability of green alternatives.
Such films could be screened in cinemas and through appropriate public platforms, with messaging developed sensitively.

19. Encourage Public Leadership on Green Cremation

Senior PMC officials, the Mayor and other public representatives could consider publicly expressing a preference for green cremation after their passing, where consistent with their personal and family wishes.

Such voluntary choices could help normalise electric and gas cremation and demonstrate that they are dignified alternatives to wood cremation.

A larger question for Pune

Pune's crematoria must be viewed not only as sources of air pollution but also essential public services.The audit shows that functional green facilities, good accessibility and well-maintained sites are possible. The challenge is to make these standards the norm.

The goal should not simply be more crematoria or more green facilities, but better-functioning crematoria that provide dignity, safety and environmental responsibility.

Next Steps

The audit provides PMC with a clear picture of current gaps. The next step must be action, with defined timelines and public accountability

Within 3 months

1. Make every crematorium safe and functional

Address critical gaps in:

- Fire safety
- Toilets and water
- Handwashing
- Drinking water
- Electricity and lighting
- Accessibility
- Waste and ash disposal
- Worker safety and PPE

2. Verify every green cremation facility

Physically verify every electric and gas unit and publish its:

- Location
- Type and number of units
- Operational status
- Downtime
- Annual cremation numbers

3. Correct the cremation data

Reconcile cremation registers, green-cremation records and facilities at every site. Specifically investigate the five sites where green cremations were recorded despite no corresponding facility being found.

Within 6 months

4. Bring every crematorium up to a city-wide minimum standard

Publish a Pune Crematorium Minimum Standards Charter covering sanitation, water, accessibility, fire safety, worker safety, waste management, pollution control, equipment maintenance and visitor facilities.

5. Make green cremation facilities reliable

Ensure all electric and gas units are operational, maintained and supported by reliable power/fuel and backup arrangements.
Publish monthly utilisation and downtime data.

6. Implement pollution-control measures at wood-burning sites

Ensure pollution-control systems at wood-burning crematoria are installed, functional and maintained, and publicly disclose their implementation and operational status.

Within 1 year

7. Publish a Pune Crematorium Performance Dashboard

Publish site-wise data on:

- Total and method-wise cremations
- Green cremation share
- Furnace status and downtime
- Toilets and water
- Fire safety
- Accessibility
- Waste management
- Pollution control
- Complaints received and resolved
- Update the dashboard at least quarterly.

8. Conduct an annual independent audit

Institutionalise an annual independent audit of all crematoria using a standardised framework. Publish the findings and document the corrective actions taken to address each gap.

Each year's audit should answer one simple question:

Are Pune's crematoria becoming safer, cleaner, more accessible and more environmentally responsible?



Shade area for families



Crematorium Entrance gate

ANNEXURE – I

Name of the surveyor*: _____
GPS Location*
latitude (x.y °): _____
longitude (x.y °): _____
altitude (m): _____
accuracy (m): _____

Basic Information

1. Name of crematorium
o Bhairoba Pumping Station Crematorium, Koregaon Park
o Kailas Crematorium, Dhole Patil Road
o Ramwadi Pumping Station Internal Crematorium, Ramwadi
o Vaikunth Crematorium, Kharadi
o Shivkailas Crematorium, Vishrantwadi
o Yerwada Crematorium (Amardham)
o Aundh Hindu Crematorium
o Baner Crematorium
o Bopodi Hindu Crematorium
o Pashan Crematorium
o Sutarwadi Hindu Crematorium
o Bavdhan Budruk
o Shastrinagar Crematorium
o Shantidham Crematorium, Dhankawadi
o Vadgaon Crematorium
o Amardham Crematorium Malwadi Hadapsar
o Ganganagar Hindu Crematorium
o Mundhwa Hindu Crematorium
o Katraj Crematorium
o Kondhwa Budruk Crematorium
o Undri Village Crematorium/ Burial Ground
o Yewalewadi Crematorium
o Salunkhe Vihar gas dahini
o Wanawadi Crematorium
o Late Haribhau Pokale Crematorium
o Vaikunth Crematorium

2. Name of caretaker present: _____

3. Contact number of caretaker: _____

4. Is there adequate waiting space for families?*
o Yes
o No

5. Is there a covered shelter/seating area for rituals?*
o Yes
o No

6. How is the condition of internal roads to reach the location? (potholes, road surface, water logging, etc)*
o Good
o Average
o Poor

7. For ease of access to the location, is signage available and visible?*
o Yes
o No

8. Have people already decided whether to use wood / eco-friendly facility when they arrive at the location?
o Yes
o No, they ask at the location
o No, they are informed of options at the location

9. Have neighbouring residents complained or objected to the pollution, odour or sights?
o Yes
o No

10. Is there an educational institute or a hospital or a high-rise building (existing, under construction) nearby?
o Yes
o No
o Could not find out

11. Is this site prone to flooding or gets inaccessible in heavy rains?
o Yes
o No
o Could not find out

12. Are the gas / electric facilities operational during heavy rains?
o Yes
o No

13. Is there at least one working CCTV available in the premise?
o Yes
o No

14. Does this site appear on Google search in the first 5 rows?
o Yes
o No

Infrastructure and Capacity

15. Is the electric crematorium operational?
o Fully functional (all units working)
o Partially functional (Few units working)
o Non-functional (none of the units working)

16. Number of electric units installed
_____

17. Number currently working
_____

18. Is there information on how many days this facility was non-operational from Jan 2025 until date?
o Yes
o No

19. What is the issue with the facility / facilities that is/are not working

20. Is electrical supply regular and adequate?
o Yes
o No

21. How much is a typical wait time before the actual cremation, assuming there is no queue? (minutes)

22. What is the reason for the wait?
o The unit has to be made ready
o Don't know
o Other

11. Is this site prone to flooding or gets inaccessible in heavy rains?
o Yes
o No
o Could not find out

23. How long does it take for a unit to be ready (heat up after switched on)? (minutes)

24. Do people shift to another mode (wood) if the electric facility is not ready?
o They shift
o They prefer to wait
o There is no other option available

25. Is backup power available?
o Yes
o No

26. Frequency of maintenance
o Weekly
o Monthly
o Rarely
o Never

27. Is trained staff available to operate the system?
o Yes
o No

Infrastructure and Capacity

28. Is the gas crematorium operational?
o Fully functional (all units working)
o Partially functional (Few units working)
o Non-functional (none of the units working)

29. Number of gas units installed

30. Number currently working

31. Is gas supply regular and adequate?
o Yes
o No
32. Is LPG supply through cylinders or pipeline (MNGL)?
o Cylinders
o Pipeline (MNGL)

33. How much is a typical wait time before the actual cremation, assuming there is no queue? (minutes)

34. What is the reason for the wait?
o The unit has to be made ready
o Don't know
o Other

35. How long does it take for a unit to be ready (heat up)? (minutes)

36. Do people shift to another mode (wood) if the gas facility is not ready?
o They shift
o They prefer to wait
o There is no other option available

37. Frequency of maintenance
o Weekly
o Monthly
o Rarely
o Never

38. Is trained staff available?
o Yes
o No

Cleanliness and Hygiene

39. Are cremation units clean and maintained?
o Yes
o No

40. Are body remnants disposed of properly?
o Yes
o No

41. Is biomedical waste segregated?
o Yes
o No

42. Is ritual waste segregated?
o Yes
o No

43. Presence of litter or garbage
o None
o Minor
o Significant

44. Is there a foul smell due to waste accumulation?
o Yes
o No

45. Availability of dustbins
o Adequate
o Inadequate
o None

46. Frequency of cleaning
o Multiple times daily
o Daily
o Occasionally
o Rarely

Cleanliness and Hygiene

47. Are the toilets common or separated by category?
o Common
o By category (male, female)

48. Are there accessible toilets (disabled friendly)
o Yes
o No

49. Are toilets functional?
o Yes
o No

50. Are toilets clean?
o Yes
o No

51. Is water available in toilets?
o Yes
o No

52. Is soap/handwashing facility available?
o Yes
o No

53. Is drinking water available for visitors?
o Yes
o No

Stray Animals and Safety

54. Presence of stray dogs
o None
o Few
o Many

55. Presence of other stray animals (cattle, pigs, etc.)
o Yes
o No

56. Do stray animals create nuisance or safety concerns?
o Yes
o No

57. Are measures in place to prevent entry of stray animals?
o Boundary wall
o Gates
o Security personnel
o None

58. Is the boundary wall/fencing intact?
o Yes
o No

59. Is there adequate lighting at night?
o Yes
o No

60. Presence of security staff
o Yes
o No

61. Are fire safety measures available?
o Yes
o No

Greenery and Environment

63. Presence of trees/green cover
o Adequate
o Limited
o None

64. Is landscaping/greenery maintained?
o Yes
o No

65. Are there shaded areas for visitors?
o Yes
o No

66. Any visible air pollution/smoke concerns?
o Yes
o No

67. Are pollution control systems installed?
o Yes
o No

68. Is ash disposal managed properly?
o Yes
o No

Accessibility and Inclusivity

69. Wheelchair accessibility available?
o Yes
o No

70. Ramps available?
o Yes
o No

71. Is parking available?
o Yes
o No

Staff and Operations

72. Number of staff present during inspection

73. Are staff wearing protective equipment?
o Yes
o No

74. Are staff trained in operations and safety?
o Yes
o No

75. Are records of cremations maintained properly, including which area the deceased body has come from?
o Yes
o No

Staff experience related

79. What are the issues faced by the staff? How can those be addressed?

80. What is done with the complaints collected from the users?

Observations and Recommendations

81. Key issues observed

82. Urgent repairs needed

83. Suggestions for improvement

- Photograph - Entrance and signage*
- Photograph - Cremation facilities*
- Photograph - Toilets*
- Photograph - Waiting area*
- Photograph - Major issue observed

84. Geo-tagged evidence collected
o Yes
o No



'Yamuna', I.C.S. Colony, Ganeshkhind Road, Pune - 411 007
Tel.: +91 8010 446 191
Email: info@parisar.org